


DOLZ

CAMIÓN · TRUCK/HEAVY DUTY


BOMBAS DE AGUA · WATER PUMPS · POMPE ACQUA · POMPES A EAU



DOLZ

CAMIÓN · TRUCK/HEAVY DUTY

BOMBAS DE AGUA · WATER PUMPS · POMPE ACQUA · POMPES A EAU





RENOVACIÓN TOTAL TOTAL OVERHAUL

Nuestro nuevo catalogo supone una renovación total en nuestra información a clientes. Esta confeccionado utilizando las mejores bases de datos existentes hoy en día (POLK y TECDOC) que garantizan la calidad en la información ofrecida.

Los catálogos impresos en papel siguen siendo pieza clave en nuestra comunicación con el cliente. ¡Esto justifica todo nuestro esfuerzo! Sin embargo es muy importante el dar a conocer que renovamos nuestra base de datos cada dos meses, por tanto nuestra labor no termina aquí, continuamos trabajando y nuestros catálogos on-line (visite www.idolz.com) y TECDOC que siguen actualizándose día a día (visite www.tecdoc.de).

Además seguimos invirtiendo en gama: nuestro catalogo incorpora 23 nuevas referencias con respecto a nuestra edición anterior. La selección está realizada en base al parque automovilístico existente y a las necesidades de nuestros clientes de todo el mundo. La incorporación de nuevas referencias no cesa. Mantenemos informados a nuestros clientes periódicamente en www.idolz.com y a través de nuestras notas informativas a clientes.

Our new catalogue covers a complete new presentation of information to our clients. It comprises the use of state-of-the-art data bases (POLK and TECDOC), which will provide a guaranteed supply of information.

Printed catalogues will continue to be the key factor in our communication with clients, which is a justification for all our efforts! However it is important that it should be known that we update our data base every two months, and our work does not finish there, for our on-line catalogues (visit www.idolz.com) and TECDOC (visit www.tecdoc.de) are being updated daily.

Moreover, we are continuing to invest in expanding our range: our catalogue comprises 23 more models than in our last edition. The selection is based on existing car market availability and the requirements of our customers all over the world. The inclusion of new models is ongoing. Our clients are periodically kept informed through www.idolz.com, and through informative notes.

Notre nouveau catalogue vous propose une toute nouvelle présentation des informations à destination de nos clients. Nous y avons entre autre incorporé toutes les informations issues des bases de données POLK et TEC DOC, ce qui représente un gage de qualité en matière d'informations.

Notre catalogue papier continuera à représenter notre support numéro un en matière de communication avec nos clients, ce qui a justifié tous les efforts fournis à sa réalisation! De plus, vous voudrez noter que nous mettons à jour notre base de données tous les deux mois, et que notre catalogue en ligne (www.idolz.com) et support TEC DOC sont revus en conséquence sur une base quotidienne. (www.tecdoc.de)

D' autre part, nous continuons à investir dans l'expansion de notre gamme: notre catalogue comprend 23 références plus que dans notre précédente édition. Ces intégrations ont pris en compte les parcs roulants des marchés existants et aussi les demandes particulières émises par nos clients partout dans le monde. Ces intégrations se pratiquent de manière courante, et nous en tenons nos clients régulièrement informés notamment sur notre site www.idolz.com ainsi qu'à travers de nos notes informatives.

Il nostro nuovo catalogo prevede una nuova e completa presentazione delle informazioni per i nostri clienti. Comprende l'uso dello stato dell'arte dei data base (POLK e TECDOC), che fornirà un supporto garantito di informazioni.

Il catalogo cartaceo continuerà ad essere il fattore chiave della comunicazione con i nostri clienti. Tuttavia è importante sottolineare che noi aggiorniamo il nostro data base ogni due mesi, ed il nostro lavoro non finisce qua, poichè il nostro catalogo on-line (visitate il nostro sito www.idolz.com) e TECDOC vengono aggiornati quotidianamente.

Inoltre stiamo continuando ad investire per espandere la nostra gamma di prodotti: il nostro catalogo comprende 23 codici in più rispetto all'ultima edizione. La selezione si basa sulla disponibilità del parco auto attuale e le richieste dei nostri clienti in tutto il mondo. L'inserimento dei nuovi modelli è in corso. Teniamo informati i nostri clienti attraverso il nostro sito www.idolz.com e periodiche note informative.



SUZHOU CHINA



MLOCHOW POLONIA



TURIN ITALIA



BARCELONA ESPAÑA



BILBAO ESPAÑA



CASTELLÓN ESPAÑA



MADRID ESPAÑA



ASIA

EUROPA

ITALIA AIRASCA



SUDAMÉRICA

ESPAÑA VALENCIA



ARGENTINA BUENOS AIRES



FÁBRICA
FACTORY



CENTRO LOGÍSTICO - ALMACÉN
LOGISTICAL STORAGE



I+D
R&D

DOLZ, LÍDER MUNDIAL *DOLZ, WORLDWIDE LEADER*

Te acercamos más y más nuestro producto. Desarrollamos una amplia red logística en Europa con el objetivo de hacerte llegar nuestros productos en el mínimo espacio de tiempo.

Al mismo tiempo proseguimos nuestra internacionalización fortaleciendo nuestras inversiones en recursos productivos, logísticos y de I+D en nuestras empresas filiales de América y Asia. Seguimos avanzando en un plan estratégico cuyo objetivo no es otro que mejorar día a día la calidad en el servicio a nuestros clientes.

We are bringing our products ever closer to you by developing a fuller logistical base, presenting our products in a minimum period of time.

We are continuing our program of internationalization by building up our investment in production, logistics and R & D in our subsidiaries in America and Asia. That is to say, we are proceeding with our strategic plan that is none other than to make daily improvements in the service to our clients.

Nous vous rapprochons de plus en plus notre produit. Nous avons développé un réseau logistique global en Europe dans le but de vous fournir nos produits sur une période de temps la plus courte possible.

Au même temps, nous continuons notre internationalisation avec un important renforcement de nos investissements en matière de production, de logistique et R&D dans nos filiales Sud Américaine et Asiatique, et ce en accord avec le plan stratégique que nous avons défini dont l'objectif n'est que d'améliorer constamment la qualité de service à nos clients.

Stiamo portando i nostri prodotti sempre più vicino a te sviluppando una piattaforma logistica completa, consegnandoli nel più breve tempo possibile.

Stiamo continuando il nostro programma di internazionalizzazione incrementando gli investimenti nella produzione, logistica e R&S anche presso le nostre filiali in America e Asia. In sostanza stiamo portando avanti il nostro piano strategico che non è altro che quello di migliorare quotidianamente il servizio per i nostri clienti.

DOLZ, MÁXIMO RENDIMIENTO *DOLZ, MAXIMUM YIELD*

Máximo rendimiento y máxima calidad. Más que nunca desarrollamos nuestros productos con el objetivo de mejorar las prestaciones de origen. Analizamos materiales, ensayamos componentes y comparamos resultados. Todo ello en busca de la perfección en el diseño y en el funcionamiento de nuestras bombas de agua.

Más de 75 años de experiencia son la base para lograr nuestro objetivo: el mejor funcionamiento del motor gracias a la mejor bomba del mercado.

The greatest return with the highest quality! More than ever we are developing our products to enhance original standards, all in search of perfection in the design and working of our water pumps.

More than 75 years have gone into the establishment of our objective: the best working of the best pump on the market.

Une performance maximale et le plus haut niveau de qualité. Plus que jamais, nous poussons nos limites dans le développement de nos produits, dans le but d'atteindre la perfection dans le design et le fonctionnement de nos pompes à eau.

Plus de 75 ans se sont écoulés depuis que nous existons et avons gardé les mêmes objectifs: la meilleure offre à vous réserver.

Il più grande rendimento con la migliore qualità. Più che mai stiamo sviluppando i nostri prodotti per migliorare gli standard originali, tutto alla ricerca della perfezione nel design e nel funzionamento delle nostre pompe acqua.

Più di 75 anni sono trascorsi nel perseguimento del nostro obiettivo: il miglior funzionamento della miglior pompa sul mercato.

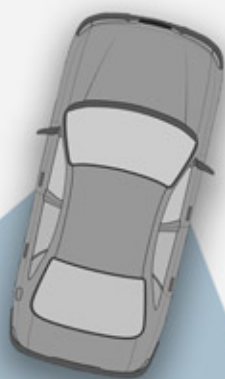
CERTIFICACIÓN ISO 9001 EN TODAS NUESTRAS PLANTAS
ISO 9001 CERTIFICATIONS IN ALL OUR FACTORIES





DOLZ

MAYORES PRESTACIONES
BEST PERFORMANCE



O.E.



ABREVIATURAS

ABBREVIATIONS · ABRÉVIATIONS · ABBREVIAZIONI



	ESPAÑOL	ENGLISH	FRANÇAIS	ITALIANO
AA	con aire acondicionado	with air conditioning	avec air conditionnée	con aria condizionata
CA	con alternador	with alternator	avec alternateur	con alternatore
CAFO	carter de hierro	Iron sump	carter de fer	basamento in ferro
CALU	carter de aluminio	Aluminum sump	carter de aluminium	basamento in alluminio
CCR	cuenta revoluciones mec.	Rev. Counter	compte tours mec.	contagiri meccanico
>CH	hasta chasis	to chassis no.	au châssis no.	fino al telaio
CH>	desde chasis	from chassis no	du châssis no.	dal telaio
CIEGO	augero ciego	blocked hole	trou bloqué	foro bloccato
CILINDRO	Cilindro	Cylinder	Cylindre	cilindri
CVT	caja de cambios CVT	CVT gear box	bôte de vitesse CVT	CVT cambio
D	distancia	distance	distance	distanza
DA	dirección asistida	power assisted steering	direction assistée	sterzo
HD	altura de diente	tooth height	hauteur de dent	altezza dente
HP	altura plato o polea	hub or pulley height	hauteur de plateau ou de la poulie	altezza mozzo o puleggia
HT	altura turbina	Impeller height	hauteur de turbine	altezza girante
LEAD	gasolina sin plomo	unleaded gasoline	essence sans plomb	Benzina senza piombo
>MT	hasta motor número	to engine no	au moteur no.	fino al motore
MT >	desde motor número	from engine no	du moteur no.	dal motore
NP	número de palas	number of blades	nombre de pâles	numero di pale
ØP	diámetro de plato o polea	hub or pulley diameter	diamètre du plateau ou de la poulie	diametro mozzo o puleggia
ØT	diámetro de la turbina	impeller diameter	diamètre de turbine	diametro girante
>PR	hasta producción	to production number	à la production no.	fino alla produzione
PR>	desde producción	from production number	de la production no.	dalla produzione
RHD	conducción derecha	Right-hand drive	conduite à droite	guida destra
SA	sin aire acondicionado	without air conditioning	sans air conditionnée	senza aria condizionata
SEDI	Con servo direccion	power steering		servosterzo
☉	con rodamiento reforzado	with reinforced bearing	roulement renforcé	cuscinetto rinforzato
VA	ventilador automático	automatic fan	ventilateur automatique	ventilatore automatico
VF	ventilador fijo	fixed fan	ventilateur fixe	ventilatore fisso
Z	número de dientes	number of teeth	nombre de dents	numero di denti
Φ	bomba con tapa, completa	Complete pump, with back housing	pompe complète, avec carter	pompa completa, con coperchio
∩	bomba sin tapa o polea	without back housing or pulley	sans carter ou poulie	senza coperchio o puleggia

CONSULTAR KITS DE REPARACIÓN DISPONIBLES

CHECK FOR AVAILABLE REPAIR KITS
CONSULTER KITS DE REPARATION DISPONIBLES
VERIFICARE I KIT RIPARAZIONE DISPONIBILI

LISTA DE APLICACIONES

006

LIST OF APPLICATIONS · TABLEAU D'APPLICATIONS
ELENCO DELLE APPLICAZIONI

ASTRA	006	KASSBOHRER	033
AVIA	006	LAND ROVER	033
BARREIROS	006	LEYLAND-BMC-SAVA	033
BEDFORD	008	MAN	034
CASE	008	MASSEY FERGUSON	084
CUMMINS	009	MERCEDES	086
DAF	010	MITSUBISHI	127
DAIHATSU	012	NEOPLAN	127
DITER	012	NEW HOLLAND	128
EBRO	012	NISSAN	132
FIAT	013	OM	133
FORD	016	PEGASO	133
HANOMAG HENSCHEL	017	PERKINS	135
HITACHI-SIMIT	017	RENAULT	138
ISUZU	017	SCANIA	142
IVECO	018	SEAT	144
JEEP	032	UNIC	144
JOHN DEERE	032	VOLVO	145

LISTA DE REFERENCIAS NUEVAS Y ELIMINADAS

149

LIST OF NEW AND ELIMINATED MODELS · LISTE DE RÉFÉRENCES
NOUVELLES ET SUPRIMÉES · TAVOLE DEI RIFERIMENTI NUOVI ED ELIMINATI

ÍNDICE DE REFERENCIAS DOLZ

152

THE BUYERS GUIDE · INDEX-RÉFÉRENCES DOLZ
INDICE DEI CODICI DOLZ

CRUCE DE REFERENCIAS ORIGINALES-DOLZ

155

CROSS REFERENCE LISTING ORIGINALS-DOLZ · LISTE DE CORRESPONDANCE
RÉFÉRENCES D'ORIGINE-DOLZ · TAVOLE COMPARATIVE RIFERIMENTI ORIGINALI-DOLZ

INDEX

**DOLZ**

Φ

∅

C. C.

KW

CV



ASTRA

Hd 7-C

42.36/ 42.36T/ 44.36/ 44.36T/ 64.36/ 64.36T/ 84.36	F3BE0681J	I110		12882	265	360	01/00		
---	-----------	-------------	--	-------	-----	-----	-------	--	--

Hd 8

44.36/ 64.36/ 64.36T/ 66.36/ 66.36T/ 84.36	F3BE0681J	I110		12882	265	360	01/05		
---	-----------	-------------	--	-------	-----	-----	-------	--	--








AVIA

1000 / 1250	4.108	P303							
1600/ 2000	4.165	P317		2710					
2500 / 5000/P4	A4.203-A4.192	P301							Bomba en culata / Pump attached to head
4203	4.203	P307							Bomba en tapa distribucion Pump on distributor cover 4 cil/cyl.
5000	4.236	P309							4 cil/cyl.
8000 MT	6354.3	P313	P333						

BARREIROS

115/230/210/4000

115		B105							Soporte cojinete/ Bearing holder
210-20/ 230-20	Dodge	B112							
4214/ 4245/ 4255/ 4600 (Autobus)	Dodge	B136	B156						
4220	B-24/B-26	B105				115 150			Cabina fija / Fixed cabin

B105**B107****B108****B109****B112****B117****B136****B156****P307****P309****P313****P317****ASTRA**

**DOLZ**

C. C.

KW

CV



BARREIROS

B 36

4220	T	B110						Cabina abatible/ Moveable cabin
4220		B111				170		Cabina abatible/ Moveable cabin
B - 36	Renault D-17/ D-20		B111SP			170		
B - 36	Renault D-17/ D-20 T		B110SP			170		
B - 36	Talbot Dodge C-17/ C-20		B111SP					Sin turbo / Without turbo
B - 36	Talbot Dodge C-17/ C-20 T		B110SP			170		

Bs 36


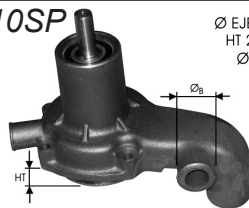

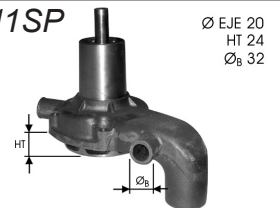

2626 / 4238 / 6426 / 8285 TS		B117	B107					Moderno / Modern
C3464	T	B117	B107			300		

C 60/C 65/DR/Azor

C-60/ C-65		B160						
DR 340-38		B117	B107					
Gran Ruta / Azor / Super Azor 4216/ 4217	B-24/B-26	B105				115 150		

Tractor Alcon - Zaeta

350 / Viñedo 335	A-24	B109						
500		B109						3 ó 4 cil./cyl.
4000 V / 5000 V / 5055 V	A-26	B109				70		Bomba en tapa de distribucion/ Pump on the distributor cover
5500 / 7000 / 7070	Dodge D-24/ D-34/ D-36/ D-90	B136	B156					
SAETA 35/65	A-23	B109						Cuello largo/ Long stem
Tractor / Camion	A-23	B108						Cuello corto/ Short stem
Tractor / Camion	A-24/A-26	B108						Bomba en tapa de distribucion/ Pump on the distributor cover

B110**B110SP****B111****B111SP****B160****I110****P301****P303****P333****BARREIROS**

**DOLZ**

Φ

∅

C. C.

KW

CV



BEDFORD

CF/ CH/ CJ/ EF/ EH/ EJ/ TK

SERIE DIESEL 220 cu. in.	6000001 / 6002598/ 6032382-->	F156		3614		68	84	
--------------------------	----------------------------------	-------------	--	------	--	----	----	--

CH/ CJ/ EH/ EJ

SERIES 300 / 330 cu. In	6000001/ 6002598	F156		5420		68	73	
-------------------------	---------------------	-------------	--	------	--	----	----	--

Series 300

300 / 330 cu. in.	6032382-->	F156				69	77	
300 / 330 cu. in.		F156		5420		80	81	-->Ch LW106169

TK/ TL Range

SERIES DD / DH / SD / SH 330 cu. in.	TD	F158				81	84	
---	----	-------------	--	--	--	----	----	--





CASE

1600/ 7100/ Internacional/ Serie D

1660/ 1680/ 7110/ 7120/ 7130	6T 830	L215						
7140	6TA 830	L215						
Internacional		I108						
Serie D	D-212/ D214/ D215/ D217/ D219	I106						Con polea / With pulley
Serie D			I105					Tubo roscado/ Threaded tube-Sin polea/ Without pulley-Eje/ Shaft 16 mm

Tractor

1056XL/ 1255/ 1255XL/ 1455/ 1455XL	DT-358/ 402	I107						Turbina / Impeller 112 mm
474/ 484/ 574/ 584/ 585/ 585XL/ 674/ 684/ 685/ 685XL	DT-206/ 358	I104						
510		I107						

F156**F158****I102****I104****L214****L215****L216****BEDFORD**

**DOLZ**

Φ

d

C. C.

KW

CV



CASE



Tractor

544/ 574/ 2500A/ 2500B/ 2510B/ 2544/ 3500A/ 3514		I104							3 or 4 cil / cyl. Turbina / Impeller 112 mm
743/ 743XL/ 845/ 845XL	D-239	I102							4 cil / cyl. Turbina / Impeller 112 mm
784/ 785/ 785XL/ 884/ 885/ 2530TC	DT-239/ 358	I104							turbina / impeller 112 mm
844/ 844X2/ 845/ 845X2/ 856XL	D-239 / DT-239	I102							4 cil / cyl. Turbina / Impeller 112 mm
858F/ 884/ 885XL	D-268 / DT-358	I104							
955/ 955S/ 955XL/ 956/ 956XL/ 1055/ 1055XL/ 1056	D-310/ 358	I107							
H84/ 248/ 258/ 268/ 278	D-179	I104							4 cil / cyl
SU-533 / 262 F.A.I.	D-155	I102							4 cil / cyl. Turbina / Impeller 112 mm
SU-633 / SU-644	D-206/ 268	I102							4 cil / cyl. Turbina / Impeller 112 mm
TD-7E/ TE-BE/ 100E/ 125E		I102							4 cil / cyl. Turbina / Impeller 112 mm
UK 385/ 454/ 484/ 485	D-239 / DT-358J	I104							4 cil / cyl. Turbina / Impeller 112 mm

CUMMINS

Serie C/ E

C	6TT-8.30 / 6C	L215							
E	6B	L216							Ver turbina / See impeller
E	6B	L214							Ver turbina / See impeller

I105**I106****I107**HP 100
Ø1 112**I108**HP 78,5
Ø1 112**CUMMINS**

**DOLZ****C. C.****KW****CV**

DAF

65


FA65.180 / FAV65.180	NS 133 L / M	D217		6240	133	181	03/93	02/98	Platform / chassis
FA65.210 / FAV65.210	NS 156 L / M	D217		6240	156	212	03/93	02/98	Platform / chassis
FA 65.240	NS 177 M	D217		6240	177	241	05/96	02/98	Platform / chassis

80/85

80	WS 295/ WS 242 L WS 268 L	D202							
FA85.330 / FAD85.330 / FAG85.330 / FAR85.330 / FAS85.330 / FAT85.330 / FT85.330 / FTG85.330 / FTT85.330	WS 242 WS 242 M WS 242 L	D202		11600	242	329	07/92	02/98	Platform / Chassis / Truck Tractor
FA85.360 / FAD85.360 / FAG85.360 / FAR85.360/ FAS85.360 / FAT85.360 / FT85.360 / FTG85.360 / FTT85.360	WS 268 WS 268 M WS 268 L	D202		11600	268	364	07/92	02/98	Platform / Chassis / Truck Tractor

95

FA95.360 / FAD95.360 / FAG 95.360 / FAK95.360 / FAR 95.360 / FAS 95.360/ FAT95.360 / FT95.360 / FTG95.360 / FTR95.360 / FTS95.360 / FTT95.360	WS 268 WS 268 G WS 268 L WS 268 M	D202		11600	268	364	08/90	01/98	Platform / Chassis Truck Tractor
FA95.400 / FAD95.400 / FAG95.400 / FAK95.400 / FAR95.400 / FAS95.400 / FAT95.400 / FT95.400 / FTG95.400 / FTR95.400 / FTS95.400 / FTT95.400	WS 295 WS 295 G WS 295 L WS 295 M	D202		11600	295	401	08/90	01/98	Platform / Chassis
FA 95.430	WS 315 / WS 315 L / WS 315 M	D202		11600	315	428	02/92	01/98	Platform / Chassis
XF		D201				480 430			

D201**D202****D204****D217**

**DOLZ**

Φ

d

C. C.

KW

CV



DAF

600/ 800/ 1000/ 1045/ 1055

600 / 800		L214		3400					4 cil / cyl.
1000		L214		5900					6 cil / cyl.
1045 / 1055		L214							Todos / All Models

XF 105

FA 105.410 / FAD 105.410 FAK 105.410 / FAN 105.410 FAR 105.410 / FAS 105.410 FAT 105.410 / FT 105.410 FTG 105.410 / FTM 105.410 FTP 105.410 / FTR 105.410 FTS 105.410 / FTT 105.410	MX 300	D204		12900	300	408	10/05		
FA 105.460 / FAD 105.460 FAK 105.460 / FAN 105.460 FAR 105.460 / FAS 105.460 FAT 105.460 / FT 105.460 FTG 105.460 / FTM 105.460 FTP 105.460 / FTR 105.460 FTS 105.460 / FTT 105.460	MX 340	D204		12900	340	462	10/05		
FT 105.510 / FAS 105.510 FAR 105.510 / FAN 105.510 FAD 105.510 / FTS 105.510 FTR 105.510 / FTG 105.510 FTP 105.510 / FAT 105.510 FTT 105.510 / FAK 105.510 FTM 105.510	MX 375	D204		12900	375	510	10/05		

L214

DAF

**DOLZ**

Φ

∅

C. C.

KW

CV



DAIHATSU

Bus-Hijet 4WD

Wide 55		M163					05/86	04/90	Pick Up
---------	--	-------------	--	--	--	--	-------	-------	---------








DITER

C14/ C16/ D14/ D16	RENAULT 6/6 CULATAS	D101							
D225 / D229	DITER 225/ 229	D101							3, 4 y 6 cil. / cyl.
Fend- Tractor 226/227	DITER 226/ 227	D101							
Tractor 766 / 1080	DITER 225/ 229	D101							

EBRO

4D Cost Cutter/ Series E/ D/ F Ford (UK)

152E	3.152		P351						
D-550 7 E-35 / 60 / 70 / 90	4.236	P309	P359						4 cil/cyl.
D-700	6.305	P308	P358	4970					6 cil/cyl.
E-35/ E-60/ E-350	4.203	P307	P357						articulado/articulated 4 cil/cyl.
E-95/ E-110/ E-160	6.305	P308	P358	4970					6 cil/cyl.
E110/ M100/ M125	6.354.3	P313	P333						
F-103/ F-108 F-260/ F-275/ F-280	4.108	P303							
Trucks Thames Trade		E101					57	67	200.300 cu ing

D101**E101****I254****I255****P308****P309****P313****P314****P354****P357****P358****P359****DAIHATSU**

**DOLZ**

Φ

D

C. C.

KW

CV



EBRO

Series K/L/P

K SERIES 200 / 300		E101					57	65	
L-35 F-350	4.165	P317		2820					con tapon adicional/ with extra plug
L-35 F-350	4.165	P318							vent. viscoso/viscous fun
L-35/ L-45/ L-60/ L-80	4.236	P364	P354						vent. viscoso/viscous fun
P-112 / P-160 / P-317	6354.3	P313	P333						










Tractor

E-183/ E-684	6305	P308	P358						6 cil/cyl.
Fordson Mayor		E101					51	57	
Serie 11		E101					57	65	4/2-3/2-7 ton / Thames Van VAN
Serie E	4.212 / 4.236 / 4.248		P354						serie I - 180
Serie L	4236 SERIE 180	P314	P354						
Super 55/ 48/ 160		E101					57	65	

FIAT

50/ 60/ 70/ F

50 AL	C03	I256							
50.8 2ª Serie		I254							D.A.
65/ 70/ 75		I255							
79.13 (1ª-2ªSerie)		I254							
79.14 (3ªSerie)		I254							
F8/ F9/ F10		I255							

I256**M163****P303****P307****P317****P318****P333****P351****P364****FIAT**

**DOLZ**

Φ

∅

C. C.

KW

CV



FIAT

80/ 90

80NC/ 80.13/ 80.13A/ 80F13/ 80.25(1005)		I254							
90.13/ 90.13A/ 90F13/ 90NC			I267						

100/ 110/ 120





100.13/ 100FS/ 110.14/ 110PC/ 120.13		I254							
---	--	-------------	--	--	--	--	--	--	--

130--->190

130.20/ 140.20/ 150.20/ 159.20/ 170.20/ 190.20	OM 20	I240							Polea/ Pulley ø 156 mm
160/ 160.26/ 160NC			I252						
170.26/ 180.26			I252						
170.33/ 170.35		I260							
180.24/ 165.24		I241							Sin racor/ Without connector
190.26/ 190.30/ 190.33/ 190NC			I252						
190.33/ 190.35		I260							
190.48/ 190E52	8280.42	I257							

200

220.26/ 300.26			I252						
220.35/ 330.35		I260							
220.48/ 240.48/ 240E52/ 260.48	8280.42	I257							
270.12.25L	8260.02.405	I260							

I157**I231SP****I236****I240****I255****I256****I257****I259**

**DOLZ**

Φ

D

C. C.

KW

CV



FIAT

300/ 400

329	C03	I256							
331A	8200.02		I250						
370.10.20/ 370.10.24	8020.02.710/ 8020.02.834/ 8220.22		I231SP						
370.10.25 / 370.12.25 / 370.12.35	8260.02.405	I260							
370.12.26	8210.02.405/ 8210.02.434/ 8210.02		I250						
440E52	8280.42	I257							
470.10.20 / 470.12.20/ 471.10.20/ 471.12.20		I259							

500/ 600




570.10.20 / 570.12.20/ 571.10.20 / 571.12.20		I259							
615N1		I157							1100 tn
670.12.20		I259							
671.24		I236							Polea/ Pulley ø125 mm

A55/ A60/ A70

A55.10/ A60.10/ A70.10 (1ª-2ª- 3ªSerie)		I255							
--	--	-------------	--	--	--	--	--	--	--

Aro/ Serie C y D

ARO-244		S139							
Campagnola	2.5 D	I252							

I241**I250****I252****I254****I260****I267****S139**

D = 39

d

FIAT

**DOLZ**

Φ

d

C. C.

KW

CV



FIAT

Aro/Series C/D

Cerbiatto	Daino C03	I251							
D140/ D160		N453							

Daino/Ducato

Daino	C03	I251							
160 Multijet Power/ 3.0 D	F1CE0481D	I275		2999	116	158	07/06		Flatbed/ Chassis/ Box/ Bus



Leoncino/ Tigrotto/ Lupetto

1ª y 2ª serie		I162							
3ª serie		I159							
25/ 30/ 50/ 55/ 65	Daino C03	I251							
FL14C/ S15B/ S15BHD			I267						
NC/ N100/ N100EC		I254							
S-Efeuno/ U-Efeuno		I259							
Serie OM	OM8/OM9/ OM10 OM50/ OM55	I255							




FORD

Anglia/Dexta/Major/Transit

Anglia 105E/ 123E		F117					59	67	
D1000	D/TD 240/ 250/ 363/ 330/ 360/ 380 CU. IN.ENG.	F144					65	81	
Dexta 2000/ Super Dexta 6000		F113					64	71	
Major 4000/ Super Major 4000		F113					64	71	
Transit	4.108	P303							

F113**F117**

Ø 20

F123**F144****I254****I255****I259****I267****P303****FIAT**

**DOLZ**

Φ

d

C. C.

KW

CV



FORD

Tractor

230A/ 230B/ 231/ 233 333/ 335/ 420/ 442 515/ 530A/ 530B/ 532/ 535		F113							4 cil/cyl.
2310/ 2600/ 2610/ 2810/ 2910		F113					81		3 or 4 cil/cyl.
3600/ 3610/ 3900/ 3910/ 4100/ 4110/ 4600/ 4610/ 5600/ 5610/ 5700/ 5900/ 6600/ 6610/ 6700/ 6710/ 7600/ 7610/ 7700/ 7710		F113					81		3 or 4 cil/cyl.
Serie 7.6/ 7.7/ 8.0/ 8.6/ 8.7/ 9.0/ 9.6/ 9.7		F123					68		
Serie 7A2.6/ 7A3.6/ 7A4.1/ 7A4.6/ 7A5.6/ 7A6.6/ 7A6.7		F123					68		

HANOMAG HENSCHEL

F

40/ 45/ 46/ 55/ 65	OM 314	M613							
193/ 263	OM 403 -->N°129660	M617							

HITACHI-SIMIT

SLC15B/ FD20/ FL20		I267							
--------------------	--	-------------	--	--	--	--	--	--	--

ISUZU

Carretilla

Hyster Moderna 1600/ 2000	Isuzu C.2	I201							
Isuzu TCM 1600/ 2000	Isuzu C.2	I201							
Komatsu		I201							
Tecnocar	C240-PKJ/ PKF-19	I201							4 cil/cyl.

I159




I162




I201




I251




I275




M613



M617



N453

**ISUZU**

**DOLZ**

Φ

d

C. C.

KW

CV



IVECO

35-->79

35NC/ 40NC/ 40C/ 50NC/ 55NC/ 65C	8040.02	S139		3500					
50.9/ 50.10/ 55.9/ 55.10/ 60.10/ 65.10/ 70.10/ 75.10/ 79.10		I255							1ª/ 2ª/ 3ª Serie
50.9Z/ 60.11/ 65.9Z/ 65.12/ 79.12/ 79.12Z		S239					92		

100-->330

100EC/ 100NC	8060.02	S139		5100					
170.35/ 190.35/ 190.38		I260							
180NC			I250						
190.24/ 190.26/ 190.32 Tru		I133	I123						
190.42 Turbostar TRU/TS	8280.22	I260							
220.38/ 240.38/ 260.35H/ 260PC.35/ 330.35H		I260							
260.36	8210.42	I134	I124						Engranaje/ Gear h=23 mm
300PC-PT			I250						

309-->316

309 AD12			I261						
313/ 314	8060.12	S139		5100					
315.13/ 315.17/ 316.13	8060.04 / 8060.24	S139		5500					Orsetto

370-->590

370.S.24 480.10.21/ 480.12.21	8460.21/ 8460.41	I133	I123						Engranaje/ Gear h=20 mm
370.S.24 480.10.21/ 480.12.21		I133	I123						Engranaje/ Gear h=20 mm
490E10.22R/ 490E10.22RCNG 580.12.21/ 590E.12.22RCNG	8460.21/ 8460.41	I133	I123						Engranaje/ Gear h=20 mm

I123



Z = 23

I124

Z = 24

I133

Z = 23

I134**I260****I261****I273****N460****IVECO**

**DOLZ**

Φ

d

C. C.

KW

CV





IVECO

619-->697


619 AD12/ 643N AD12			I261					
619NI/ 643N/ 643N1/ 683N/ 684N/ 693N1/ 690N4			I250					
645/ 655/ 655N/ 655N1/ 655N2-23/ 662/ 672N/ 672N1/ 672N2-23	806A/ 8060.02/ 8860.02	S139		4700 5100				
680.12.26	8460.21/ 8460.41	I133	I123					
684NP/ 684T/ 684TP/ 691N/ 691T/ 697N/ 697T/ 697NP			I250					
N2/ N3/ N4	803A/ 8030.02	S139		2300 2600				
N2/N3	804A/ 8040.02	S139		3100 3500				Engranaje/ Gear h=20 mm
SI11/ SRI10/ SRI15		N460						

8031-->8365/ A90

80.13-90NC/ 80.13-90PC/ 80.13-90PM/ 90.13	8060.02	I254		5100				
8031i05/ 8041i05/ 8051i05/ 8061i05/ 8061si05/ 8061si15/ 8061si25/ 8065si25		S239					93	
8210i/ 8210i03			I250					
8220 Hvar.713		I259						
8280i/ 8280sri/ 8281si01/ 8281sri03		I260						
8361i000/ 861i001/ 8361si10		N460						
8365Si		I273						
A90.10/ A90.14	8060.04 / 8060.24	S139		5500				Orsetto

I250**I254****I255****I259****S139**

D = 39

S23921.8mm
→ Ø 30**IVECO**

**DOLZ**

Φ

D

C. C.

KW

CV



IVECO

City Class


191.10.27/ 370S/ 490.18.29/ 490E.12.22/ 491.10.22/ 491.12.22/ 491.12.27/ E9.27/ 590E.12.22/ 591.10.22/ 591.10.27/ 591.12.22/ 591.12.27			I121						
S35 Euro rider		I112		8.0					Cursor 8 or 6 cil/cyl.

Daily I

28-8/ 30-8/ 32-8/ 35-8	8140.61	S151		2499			90		VA
28-8/ 30-8/ 32-8/ 35-8	8140.61	S152		2499			90	91	VA
28-8/ 30-8/ 32-8/ 35-8/ 40-8/ 40-10	8140.61 D	S151		2499			78	90	
30-10/ 30-10C/ 30-10V/ 35- 10/ 35-10C/ 35-10K/ 35-10V/ 49-10	8140.23	B114		2798	76	103	01/96		
30-8 / 30-8V / 30-8C	8140.07.2700/ 8140.07.2712/ 8140.67F	B114		2499	55 60	75 82	01/89	08/98	Platform/Chassis/ Furgon- eta/Break
30-8/ 30-8V/ 30-8C/ 35-8 / 35- 8V/ 35-8C / 35-8K	8140.63	B114		2798	62	84	09/98		
35-10/ 35-10C/ 35-10V/ 45-10/ 45-10V/ 49-10	8140.21.200	S150		2445	68	92	01/85	12/89	
35-10/ 40-10/ 45-10/ 49-10	8140.21 TD	S151		2499			90		
35-10/ 45-10/ 49-10	8140.21 TD	S152		2499			90		VA
35-10V/ 35-10C/ 40-10V	8140.27 S	S150		2445	68	92	01/85	12/89	Furgoneta / Break
35-12/ 49-12/ 49-12V/ 59-12V	8140.43	B114		2798	90	122	05/96		
40-10V/ 45-10/ 45-10V/ 49-10/ 49-10K/ 49-10V	8140.47R.2790/ 8140.27.2700/ 8140.27.2720	S151		2499	76	103	01/89	04/96	
40-8/ 40-10	8140.61 TD	S152		2499			90		VA
49-10K/ 49-12K/ 59-12K	8140.23/8140.43	B114		2798	76 90	103 122	05/96		Dump Truck
A30-8/ A35-8/ A40-8	8140.61	S151		2499				90	
A30-8/ A35-8/ A40-8	8140.61	S152		2499			90		VA

B114


D = 31



M 14 X 1.50

B118


D = 31




M 14 X 1.50

B120



D = 46

**B121**

D = 46



TAPON

S150**S151****S152****IVECO**

**DOLZ**

Φ

d

C. C.

KW

CV



IVECO

Daily I

A40-10/ A45-10	8140.27.2720	S151		2499	76	103	01/91	12/96	Bus
Y40.8	8140.61	S151		2499			90		

Daily II



29L11	8140.43B	B120		2798	78 78	105 106	05/99		Platform/Chassis
29L9V/ 29L11V/ 50C11	8140.43C	B120		2798	78	106	05/99		
29L9V	8140.63	B120		2798	62	84	05/99		Furgoneta / Break
35C11/ 35C11V/ 35S11/ 35S11V	8140.43C	B121		2798	78	106	05/99		
35C13/ 35C13V/ 35S13/ 35S13V/ 50C13	8140.43S	B120		2798	92	125	05/99		
40-102/ 5TD (1989-1996)	8140.27S	B118		2499	76	103	01/89	03/96	4x4

Daily III

29L10/ 29L10D/ 29L10P/ 29L10V/ 35C10/ 35C10D/ 35C10K/ 35C10DK/ 35C10V/ 35S10/ 35S10D/ 35S10V/ 40C10/ 40C10D/ 40C10V/ 40S10	F1AE0481FA	I170		2287	70	95	05/06		Platform/Chassis/ Furgoneta/ break/ Dump Truck
29L12/ 29L12D/ 29L12P/ 29L12V/ 35C12/ 35C12K/ 35C12DK/ 35C12P/ 35C12V/ 35S12/ 35S12D/ 35S12K/ 35S12P/ 35S12V/ 40C12/ 40C12D/ 40C12P/ 40C12V/ 40C14P/40C14V	F1AE0481GA	I170		2287	85	116	05/06		Platform/Chassis/ Furgoneta/ Break/ Dump Truck
29L14/ 29L14C/ 29L14D/ 29L14P/ 29L14V/ 35S14/ 35S14C/ 35S14D/ 35S14P/ 35S14V	F1AE0481HA	I170		2287	100	136	05/06		Platform/Chassis/ Furgoneta/ Break
35C15/ 35C15D/ 35C15K/ 35C15DK/ 35C15P/ 35C15V	F1CE0481FA	I274		2998	107	146			Platform/Chassis/ Furgoneta/ Break
35C18K/ 35C18DK/ 50C18K/ 50C18DK	F1CE0481HA	I274		2998	130	176	05/06		Dump Truck

I112**I121**

z = 21

I170**I274****IVECO**

**DOLZ**

Φ

d

C. C.

KW

CV



IVECO

Daily III


35C18P/ 35C18V/ 35S18P/ 35S18V/ 40C18P/ 40C18V/ 45C18P/ 45C18V/ 50C18P/ 50C18V	F1CE0481HA	I274		2998	130	176	05/06		Furgoneta/ Break
35C18/ 35C18D/ 35C18P/ 35S18/ 35S18P/ 40C18/ 40C18D/ 40C18P/ 45C18/ 45C18D/ 45C18P/ 50C18/ 50C18CCS/ 50C18D/ 50C18P	F1CE0481HA	I274		2998	130	176	05/06		Platform/Chassis
40C15/ 40C15D/ 40C15P/ 40C15V/ 45C15/ 45C15D/ 45C15P/ 45C15V	F1CE0481FA	I274		2998	107	146	05/06		Platform/Chassis/ Furgoneta/ Break
50C15/ 50C15CCS/ 50C15D/ 50C15P/ 50C15V/ 60C15/ 60C15K/ 60C15KK/ 60C15DK/ 60C15P/ 60C15V/ 65C15/ 65C15D/ 65C15P/ 65C15V	F1CE0481FA	I274		2998	107	146	05/06		Platform/Chassis/ Furgoneta/ Break/ Dump Truck
60C18/ 60C18CCS/ 60C18D/ 60C18K/ 60C18DK/ 60C18KK/ 60C18P/ 60C18V/ 65C18/ 65C18CCS/ 65C18D/ 65C18P/ 65C18V	F1CE0481HC	I274		2998	130	176	05/06		Platform/Chassis/ Furgoneta/ Break/ Dump Truck

EuroCargo

100E18tector/ 100E18Wtector/ 100E18WStector	F4AE0681E/ F4AE3681C	I126		5880	134 135	181 184	09/00		Platform/Chassis/ Dump truck
100E21/ 100E21Ktector/ 100E21DKtector 100E21DPtector 100E21Wtector 100E21WStector 100E22tector	F4AE0681D/ F4AE3681B	I126		5880	154 160	209 217	09/00		Platform/Chassis/ Dump truck
100E21/ 80E21	8060.45 4100TCA/ 8060.45 4180	I126		5861	152	207	01/91		Platform/Chassis/ Dump truck
120E15K/ 120E18/ 120E18K/ 130E18/ 150E15K/ 150E18/ 150E18K/	8060.25V 4000/ 8060.25V 4080/ 8060.25R 4280	I126		5861	105 130	143 177	01/92		Platform/Chassis/ Dump truck

I121

Z = 21

I126**I140****I274**

**DOLZ****C. C.****KW****CV**

IVECO

EuroCargo

120E18tector/ 120E18Dtector/ 120E18DPtector 120E18Ktector 120E18DKtector	F4AE0681E	I126		5880	134	181	09/00		Platform/Chassis/ Dump truck
120E23/ 130E23/ 150E23	8060.45 6090/ 8060.45S 6800	I140		5861	167	227	01/92		Platform/Chassis
120E23/ 130E23/ 150E23	8060.45 6090/ 8060.45S 6800/ 8060.45S 6000	I126		5861	167	227	01/92		Platform/Chassis
120E27/ 320E27/ 260E27KE			I121						
120E28tector/ 120E28Ktector	F4AE0681A/ F4AE3681E	L216		5880	202 205	275 279	09/00		Platform/Chassis/ Dump truck
130E15K/ 130E17	8060.25R.4280	I126		5861	105	143	01/94		Platform/Chassis/ Dump truck
130E18K/ 135E18W/ 135E18WR	8060.25V.4080	I126		5861	130	177	01/92		Platform / Chassis / Dump Truck
130E18tector/ 130E18Dtector/ 130E18DPtector 130E18Ktector 130E18DKtector	F4AE0681E	I126		5880	134	181	09/00		Platform/Chassis/ Dump truck
130E25/ 280E23T	8060.45S.6000	I140		5861	167	227	01/92		
130E28tector/ 130E28Ktector/ 320E28Ttector	F4AE0681A	L216		5880	202	275	09/00		Platform/Chassis/ Dump truck / Truck Tractor
135E24WEUROFIRE/ 260E23		I140							
150E24/ 150E25tector	F4AE0681B/ F4AE3681D		I121	5880	176 185	240 252	09/00		Platform/Chassis
150E27/ 150E27R	8360.46.417 TCA		I121	7685	196	267	01/92		Platform/Chassis
150E28tector/ 150E28Ktector	F4AE0681A/ F4AE3681E/ F4AE3681E/ F4AE0681A	L216		5880	202 205	275 279	09/00		Platform/Chassis/ Dump truck

L216

IVECO

**DOLZ**

Φ

∅

C. C.

KW

CV



IVECO

EuroCargo

170E18/ 170E18K 180E18/ 180E18K	8060.25V.4800	I126		5861	130	177	01/94		Platform/Chassis/ Dump truck
170E18/ 180E18	8060.25V.4800		I121	5861	130	177	01/94		Platform/Chassis/ Dump truck
180E21T	8060.45.4100 TCA	I126		5861	152	207	01/91		Truck Tractor
180E28Ktector/ 180E28tector/ 180E28Ptector	F4AE0681A/ F4AE3681E	L216		5880	202 205	275 279	09/00		Platform/Chassis/ Dump truck
320E27T	8360.46.417		I121	7685	196	267	01/92		Truck Tractor
60E14K/ 65E15 75E14K/ 75E15	8040.45 4000/ 8040.45 4180	I126		3908	100	136	01/91		Platform / Chassis / Dump Truck
65E10K/ 65E11/ 65E13	8040.25B 4200/ 8040.25X 4000	I126		3908	75 85	102 116	01/91	12/96	Platform/Chassis/ Dump truck
65E12K/ 65E13 75E12K/ 75E13	8040.25X.4000	I126		3908	85	116	01/91		
65E13tector/ 75E13tector	F4AE0481D	L216		3920	95	130	09/00		Platform/Chassis
75E15/ 75E15K/ 80E15	8060.25R.4200 LTC	I126		5861	105	143	01/91	09/00	Platform/Chassis
75E15tector/ 75E15Ktector	F4AE0481C	I126		3920	110	149	09/00		Platform/Chassis/ Dump truck
75E16/ 75E18 100E22/ 100E25	E4	L216							
80E15		L216							

I121

Z = 21

I126**L216**

**DOLZ**

Φ

∅

C. C.

KW

CV



IVECO

EuroCargo

80E15/ 80E15K/ 100E15/ 100E15K/ 120E15	8060.25R 4200LTC/ 8060.25R 4200/ 8060.25R 4280/ 8060.45R 5000/ 8060.45R 5001/ 8060.45R 5003/ 8060.45R 5005	I126		5861	105	143	01/91		Platform/Chassis/ Dump truck
80E18/ 80E18K/ 100E18/ 100E18K/ 100E18Ktector/ 100E18DKtector/ 10E18tector	8060.25V.4000	I126		5861	130	177	01/91		Platform/Chassis/ Dump truck
80E18tector/ 80E18Dtector/ 80E18DPtector 80E18Ktector 80E18DKtector	F4AE0681E	I126		5880	134	181	09/00		Platform/Chassis/ Dump truck
80E21/ 80E21Dtector/ 80E21DPtector 80E22tector 80E21K 80E21DKtector 80E22Ktector	F4AE0681D/ F4AE3681B	I126		5880	154 160	209 218	09/00		Platform/Chassis/ Dump truck
95E15W/ 95E21W	8060.25R 4750/ 8060.25R 4755/ 8060.25R 4760/ 8060.25R 4764/ 8060.45 4700/ 8060.45 4702/ 8060.45 4704/ 8060.45 4706/ 8060.45 4708/ 8060.45 5250/ 8060.45 5251/ 8060.45 5255/ 8060.45R 5050/ 8060.45R 5051	I126		5861	105 152	143 207	11/93		Platform/Chassis

IVECO

**DOLZ**

Φ

d

C. C.

KW

CV



IVECO

EuroClass



370.12.35	8460.41R/ 8460.41S	I128	I163							Engranaje/ Gear h=20mm
380.10.29 / 35 Domino	8460.41R/ 8460.41S	I128	I163							Engranaje/ Gear h=20mm
380.12.29 / 35	8460.41R/ 8460.41S	I128	I163							Engranaje/ Gear h=20mm
380.12.38 HD Topclass Orlandi	8460.41R/ 8460.41S	I128	I163							Engranaje/ Gear h=20mm
391.12.29 / 490.18.29	8460.41R/ 8460.41S	I128	I163							Engranaje/ Gear h=20mm
590.18.29	8460.41R	I128	I163							Engranaje/ Gear h=20mm

EuroStar

190E47/ 240E47/ 440E42/ 440E47		I130	I169							
240E47/ 290E47/ 400E42/ 440E42/ 440E47	8210.42 L/ K/ L SPR	I130	I169							Engranaje/ Gear h=22mm (-->Motor N° 438825)
LD190E38P/ LD260E38P	8460.41L TCA	I128	I163	9500	276	375	01/93	02/02		Platform/Chassis
LD190E42/ LD240E42	8210.42L 400	I130	I169	13798	309	420	01/93	02/02		Platform/Chassis
LD190E47/ LD240E47P	8210.42M. TCA	I130	I169	13798	345	469	01/93	02/02		Platform/Chassis
LD240E38	8460.41L 5020	I128	I163	9500	276	375	01/93	02/02		Platform/Chassis
LD260E42P	8210.42L	I130	I169	13798	309	420	01/93	02/02		Platform/Chassis
LD400E38TXP/ LD440E38TXP	8460.41L TCA	I128	I163	9500	276	375	01/93	02/02		Truck Tractor
LD400E38TXP/ LD440E38TXP	8460.41L 5020	I128	I163	9500	276	375	01/93	02/02		Truck Tractor
LD400E38TXP/ LD440E38TXP	8460.41N	I128	I163	9500	276	375	01/93	02/02		Truck Tractor
LD400E42TXP/ LD440E42TXP	8210.42L	I130	I169	13798	309	420	01/93	02/02		Truck Tractor
LD440E38T / LD440E38TZ	8460.41L TCA/ 8460.41N	I128	I163	9500	276	375	01/93	02/02		Truck Tractor
LD440E42T/ TZ	8210.42L	I130	I169	13798	309	420	01/93	02/02		Truck Tractor
LD440E47T/ TZ	8210.42M. TCA	I130	I169	13798	345	469	01/93	02/02		Truck Tractor

I111**I121**

Z = 21

I128**I130**

**DOLZ**

Φ

d

C. C.

KW

CV



IVECO

EuroTech Cursor/ EuroMover

E24/ E27/ E30		I111		8000					Cursor 8 or 6 cil/cyl.
E24/ E27/ E31/ E35		I111		8000					Cursor 8 or 6 cil/cyl.
E25/ E29			I121						

EuroTech MP

180E30/ 190E30/ 190E34/ 190E38	8460 SPR	I128	I163						
180E36/ 190E36	8460.41K.406	I128	I163	9500	254	345	01/92		
180E36/ 240E40	8460.41L.5020	I128	I163	9500	276	375	01/92		
180E42/ 190E42/ 240E42/ 260E42	8210.42L.400	I130	I169	13798	309	420	01/92		Platform/Chassis
190E40	8460.41L TCA	I128	I163	9500	276	375	01/93		Platform/Chassis
240E30PS / 240E36	8460.41C. TCA	I128	I163	9500	221	301	09/95		Platform/Chassis
260E38P	8460.41N	I128	I163	9500	276	375	01/94		Platform/Chassis
400E34/ 400E38/ 440E34/ 440E38	8460 SPR	I128	I163						
400E34T/ 440E34T	8460.41K.406	I128	I163	9500	254	345	01/92		Truck Tractor
400E38T/ 440E38T	8460.41L.5020 /8460.41N	I128	I163	9500	276	375	01/92		Truck Tractor
400E38TXP	8460.41N/ 8460.41L.5020	I128	I163	9500	276	375	11/93	12/96	Truck Tractor
400E42T/ 440E42T/ 440E42TZ	8210.42L.400	I130	I169	13798	309	420	01/92		Truck Tractor
400E44/ 400E42/ 400E47/ 440E42	8210.42K/ 8210.42L/ 8210.42SPR/ S.5000	I130	I169						
440E38TZ	8460.41L TCA	I128	I163	9500	276	375	01/93		Truck Tractor

I163

Z = 23

I169

Z = 19

IVECO

**DOLZ****C. C.****KW****CV**

IVECO

EuroTech MT

180E24/ 190E24	8360.46R 416 TCA		I121	7685	176	239	01/92	12/96	Platform / Chassis
180E27/ 190E27	8360.46 417 TCA		I121	7685	196	267	01/92	12/96	Platform / Chassis
180E30R	8460.41C 320	I128	I163	9500	221	301	01/92	12/96	Platform / Chassis
180E34R	8460.41K 406	I128	I163	9500	254	345	01/92	12/93	Platform / Chassis
190E30K	8460.41C 320	I128	I163	9500	221	301	01/97	08/98	Dump Truck
190E32	8460.41C 320	I128	I163	9500	221	301	01/97	08/98	Platform / Chassis
400E30T/ 400E34T	8460.41C 320/ 8460.41K 406	I128	I163	9500	221	301	01/92	08/98	Truck Tractor

EuroTrakker

190E31/ 240E42/ 260E42H/ 400E37H	8210.42 K/L/L SPR/ S.5000 (N° 438826-->)	I130	I169						Engranaje/ Gear h=22mm
190E38W/ 340E44H-HB/ 380E38H-W	F3BE0681G	I110		12882			01		
280E37H/ W/ 380E42H/ W		I130	I169						
380E44H-W	F3BE0681C	I110		12882			01		
410E38H	F3BE0681G	I110		12882			01		
720E42HT/ T		I130	I169						
Cursor E24/E27/E31/E35		I111		8000					Cursor 8 or 6 cil/cyl.
MP190E30H/ W	8460.41C	I128	I163	9500	221	301	01/93	11/04	Dump Truck
MP190E34H/ W	8460.41K	I128	I163	9500	254	345	01/93	11/04	Dump Truck
MP190E37H/ W	8210.42K	I130	I169	13798	272	370	01/93	11/04	Dump Truck
MP190E38W Cursor	F3BE0681G	M307		12880	280	380	01/01	11/04	Dump Truck
MP190E42H/ W	8210.42L	I130	I169	13798	309	420	01/93	11/04	Dump Truck
MP190E44W Cursor	F3BE0681C	I110		12880	324	440	09/00	11/04	Dump Truck
MP260E34H/ W	8460.41K	I128	I163	9500	254	345	01/93	11/04	Dump Truck
MP260E38H Cursor / W Cursor	F3BE0681G	I110		12880	280	380	01/01	11/04	Dump Truck

I110**I111****I121**


Z = 21

I123


Z = 23

I137**I163**

Z = 23

I169

Z = 19

I254**IVECO**

**DOLZ**

Φ

d

C. C.

KW

CV






IVECO

EuroTrakker


MP260E42H/ W	8210.42L	I130	I169	13798	309	420	01/93	11/04	Dump Truck
MP260E44H Cursor	F3BE0681C	I110		12880	324	440	01/01	11/04	Dump Truck
MP280E37H	8210.42L/ K/ LSPR (-->N° 438825)	I130	I169						Engranaje/ Gear h=22mm
MP340E34H	8460.41K	I128	I163	9500	254	345	01/93	11/04	Dump Truck
MP340E38HB Cursor	F3BE0681G	I110		12880	280	380	01/01	11/04	Concrete Mixer
MP340E42H	8210.42L	I130	I169	13798	309	420	01/93	11/04	Dump Truck
MP380E34H	8460.41K	I128	I163	9500	254	345	01/93	11/04	Dump Truck
MP380E37H/ W	8210.42K	I130	I169	13798	272	370	01/93	11/04	Dump Truck
MP380E42H/ W	8210.42L	I130	I169	13798	309	420	01/93	11/04	Dump Truck
MP400E34HT/ MP440E34HT	8460.41K	I128	I163	9500	254	345	01/93	11/04	Truck Tractor
MP400E42HT/ MP440E42HT	8210.42L	I130	I169	13798	309	420	01/93	11/04	Truck Tractor
MP410E37H	8210.42K	I130	I169	13798	272	370	01/93	11/04	Dump Truck
MP410E42H / W	8210.42L	I130	I169	13798	309	420	01/93	11/04	
MP720E37HT/ WT	8210.42K	I130	I169	13798	272	370	01/93	11/04	Truck Tractor
MP720E42HT/ WT	8210.42L	I130	I169	13798	309	420	01/93	11/04	Truck Tractor

M/OM/Orsetto

115-17/ 115-17H/ 135-17/ 135-17H/ 135-147T/ 145-17/ 175-17	8060.25.600	I127		5861	130	177	01/86	12/91	Platform/Chassis
135-17/ 315.8.17	8060.24.601	I137		5500	124	169	09/83	12/85	Platform/Chassis
175-24 / 175-24T	8460.21.002/ 010	I133	I123	9500	176 178	239 242	09/86	11/92	
OM100/ 110	8060.02	I254		5100					
OM35/ OM40/ OM625/ OM616	8040.02	S139		3500					
Orsetto		S139							

I127**I128****I130****I133**

Z = 23

M307**S139**

D = 39

IVECO

**DOLZ****C. C.****KW****CV**

IVECO

P/PA

190-30H/ HT/ HW	8210.22 210/ 236 511/ 521/ 523/ 525/ 535/ 537	I134	I124	13798	224	305	04/87	12/92	Dump Truck/ Vehículo con capó
190-30H/ HT/ HW	8210.22 210/ 236/ 511/ 521/ 523/ 525/ 535/ 537		I252	13798	224	305	04/87	12/92	Dump Truck
190-30N/ NT	8210.22 175	I134	I124	13798	224	305	04/87	12/93	Dump Truck/ Vehículo con capó
190-30N/ NT	8210.22 175		I252	13798	224	305	04/87	12/93	Dump Truck
330-36H/ HT/ HW	8210.42 210/ 235/ 237/ 269/ 270/ 271	I120	I119	13798	265	360	01/89	12/92	
330-36H/ HT/ HW	8210.42 210/ 235/ 237/ 269/ 270/ 271	I134	I124	13798	265	360	01/89	12/92	

Stralis/Trakker




260S48 / 260S54/ PS	F3BE0681A/ F3BE0681E	I110		12882			01		
440S48/ 440S54/ TP	F3BE0681E	I110		12882			01		
S27/ S31/ S35		I111		8000					Cursor 8 or 6 cil/cyl.
T35		I111		8000					Cursor 8 or 6 cil/cyl.

TurboStar

190-33/ P/ T	8210.22 105	I134	I124	13798	243	330	07/84	12/87	
190-33/ P/ T	8210.22 105		I252	13798	243	330	07/84	12/87	
190-36/ P/ T	8210.42 101	I120	I119	13798	265	360	07/87	06/90	Platform/Chassis
190-36/ P/ T	8210.42 101	I134	I124	13798	265	360	07/87	06/90	Platform/Chassis
190-36/ P/ T	8210.42 152/ 154/ 162/ 181/ 182/ 191	I120	I119	13798	277	377	07/90	12/93	Platform/Chassis / Truck tractor

I110**I111****I119**

Z = 19

I120**I134****I164****I252****IVECO**

**DOLZ**

Φ

D

C. C.

KW

CV



IVECO

TurboStar

190-36/ P/ T	8210.42 152/ 154/ 162/ 181/ 182/ 191	I134	I124	13798	277	377	07/90	12/93	Platform/Chassis / Truck tractor
240.30			I252						
370.12.30	8210.22		I252						

TurboTech

190-26 / T	8460.21 102	I133	I123	9500	191	260	01/90	12/92	Platform/Chassis/ Truck tractor
190-32 / T	8460.41 102/ 8460.41S	I164	I123	9500	234	318	01/90	12/92	Platform/Chassis/ Truck tractor
190-36/ T	8210.42 151/ 161/ 171	I120	I119	13798	277	377	01/90	12/92	Platform/Chassis/ Truck tractor
190-36/ T	8210.42 151/ 161/ 171	I134	I124	13798	277	377	01/90	12/92	Platform/Chassis/ Truck tractor
220.32/ 240.26/ 240.26tru/ 240.32/ 260.32	8460.21	I133	I123						Engranaje/ Gear h=20 mm.
220-36PT	8210.42 152/ 155/ 172	I120	I119	13798	277	377	01/90	12/92	Truck Tractor
220-36PT	8210.42 152/ 155/ 172	I134	I124	13798	277	377	01/90	12/92	Truck Tractor
240-36P	8210.42 155/ 165/ 175/ 185/ 186/ 195	I120	I119	13798	277	377	01/90	12/92	Platform/Chassis
240-36P	8210.42 155/ 165/ 175/ 185/ 186/ 195	I134	I124	13798	277	377	01/90	12/92	Platform/Chassis

Zeta



109-14/ H	8060.04 689	I127		5500	99	135	06/83	12/85	Platform/Chassis/ Dump Truck
109-14/ H	8060.05 289	I127		5861	101 102	137 139	11/85	03/91	Platform/Chassis/ Dump Truck
145.17 / 150.17 Argentina / 175.17 Chile		I127							

I123

Z = 23

I124

Z = 24

I127**I133**

Z = 23

**DOLZ**

Φ

d

C. C.

KW

CV



IVECO

Zeta







50-9/ H/ V	8040.05 230	I127		3908	65	88	01/87	03/91	
50-9/ H/ V	8040.05 230	I142		3908	65	88	01/87	03/91	
60-11/ 60-11V	8040.25 230 R	I127		3908	74	101	01/87	03/91	Platform/Chassis/ Furgoneta/ Break
65-12 / H/ V	8040.25 200	I126		3908	85	116	01/87	03/91	
65-12/ H/ V	8040.25 200	I127		3908	85	116	01/87	03/91	
65-9	8040.05 230	I127		3908	65	88	01/87	03/91	Platform/Chassis
79-12/ H/ V	8040.25 200/ 220	I127		3908	85	116	01/87	03/91	
79-14 /H/ V	8060.04 660	I127		5500	99	135	01/83	11/85	
79-14 /H/ V	8060.05 280	I127		5861	101	137	12/85	03/91	
95-14/ 109-14/ 110-14 (4x4)/ 115-14/ 135-14 (2°SERIE)	8040.25 220	I127							
A60-9	8040.05 200	I127		3908	65	88	09/88	12/92	Bus
A70-14	8060.05 246	I127		5861	101 102	137 139	05/88	12/92	Bus
A90-14		I127							

JEEP

Toledo	A4.192/ A4.203	P302							
--------	----------------	-------------	--	--	--	--	--	--	--

JOHN DEERE

1165/ 1175/ 9540/ 9560/ 9580	Oem Engines	J112		6800					
3800		J112		6800					
6020/ 6120/ 6910/ 6910S/ 7220/ 7320/ 7420/ 7520	PowerTech Diesel	J112		6800					
6220/ 6320/ 6420/ 6420S	L Oem Engines	J112		6800					

A114**I126****I127****I142****P302****P307****P317****P318**

**DOLZ****C. C.****KW****CV**

JOHN DEERE

6310/ 6520/ 6620/ 6820/ 6920/ 7610/ 7710/ 7810	PowerTech	J112		6800					
6320/ 6410/ 6415/ 6420/ 6510/ 6520SE/ 6610/ 6810/ 6920S	PowerTech Gas Natural	J112		6800					

Tractor

Serie 20/ 30/ 35	1020/ 1035/ 1120/ 1130/ 1635/ 1750/ 2020/ 2030/ 2035 2120/ 2130	J111							Con tubos para enfriador de aceite/ With oil cooling pipes
Serie 20/ 30/ 35	1020/ 1035/ 1120/ 1130/ 1635/ 1750/ 2020/ 2030/ 2035 2120/ 2130	J110							Sin tubos para enfriador de aceite/ Without oil cooling pipes
Viñedo 817/ 515	Perkins	P307	P357						3 cil/cyl.

KASSBOHRER





S130/ S140/ S200/ SG180	OM 401/ OM 407 OM 407 H	M617							turbina/ impeller ø 125mm
-------------------------	----------------------------	-------------	--	--	--	--	--	--	---------------------------

LAND ROVER

Comando	4.165	P317							
Comando	4.165	P318							VA

LEYLAND-BMC-SAVA

3BL/ 420FG/ 550FG/ 700FG	9702 D	A114					70		
415	9702/ 9705	A114				77			
3800/ 5700/ Bathgate/ Berliet	9702 D	A114		3800			70	72	

J110**J111****J112****M617****P357****LEYLAND-BMC-SAVA**

**DOLZ**

Φ

d

C. C.

KW

CV







LEYLAND-BMC-SAVA

Cosmos 5744	9702 D	A114		5100/ 5700			64	67	
J4		A113		1500			68		Todos los modelos/ All models
JCB Excavadora	9702	A114					68		Moderna/ Cuello corto.
Leyland FG	D	A118		2200		14	69		
Nuffield Tractor		A120					18		
S-213/ S-213-1/ S-213-2		A118							
S-215 / S-217-511 / S-515	9702	A114							Todos los modelos/ All models
Terrier Laird Boxer	9702	A114		2200/ 2500		14	51	71	Ldo
	5211.211	A111		3400/ 3800/ 5100/ 5700		18	51	72	Mcc
	Austin Diesel Serie I y II	A110		2500		14	68		Con plato/ With hub
	D	A120		3400/ 3800/ 5100/ 5700		18	55	71	

MAN

8.192--->48.362

8.192	D 2555	M628							Turbina/ Impeller Ø125mm
12.168	D 2555 M	M628							Turbina/ Impeller Ø125mm
12.170F/ FK/ FL/ FS	D 0226 MKF/ 170	M302				125 170			Autocarri
12.192F/ FK/ FL/ FS	D 0226 MKFA / MKH	M302				141 192			
13.168F/ 13.192F	D 2555	M628							Turbina/ Impeller Ø125mm
13.168HA/ HAK/ HK	D 2556 MXF	M628							Turbina/ Impeller Ø125mm
13.240	D 2556 M/ MF	M628							Turbina/ Impeller Ø125mm
14.168	D 2555 M	M628							Turbina/ Impeller Ø125mm

LEYLAND-BMC-SAVA**A110****A111****A113**HP 72
Ø1 60,5**A114****M628**

**DOLZ**

Φ

D

C. C.

KW


CV



MAN

8.192--->48.362

14.170F/ FK/ FL/ FS	D 0226 MKF/ 170	M302				125 170			Autocarri
14.192F/ FK/ FL/ FS	D 0226 MKFA/ MKH	M302				141 192			
14.192H	D 2555 M/ MX	M628							Turbina/ Impeller Ø125mm
14.220F/ FK/ FL/ FS	D 0826 LF	M302				162 220			
14.240	D 2566 / M 491060-->	M178							Interior de turbina/ Impeller interior 12mm
15.168	D 2555 M	M628							Turbina/ Impeller Ø125mm
15.192	D 2556 MF	M628							Turbina/ Impeller Ø125mm
15.200	D 2556 M/ MF	M628							Turbina/ Impeller Ø125mm
15.220F/ FK/ FL/ FS	D 0826 LF	M302				162 220			
15.240	D 2556 M/ MF	M628							Turbina/ Impeller Ø125mm
15.240	D 2566 / M/ MF 491060-->	M178							Interior de turbina/ Impeller interior 12mm
16.162	D 2556 MF	M628							Turbina/ Impeller Ø125mm
16.168	D 2556 M/ MX	M628							Turbina/ Impeller Ø125mm
16.200F		M628							Turbina/ Impeller Ø125mm
16.220F/ FK/ FL/ FS	D 0824 GF	M302							
16.240	D 2566 / M/ MF 491060-->	M178							Interior de turbina/ Impeller interior 12mm
16.240F/ FT/ H/ HAK/ HAT/ HK/ HT	D 2556	M628							Turbina/ Impeller Ø125mm
16.262	D 2865/ D 2865 LF	M178							Interior de turbina/ Impeller interior 12mm
16.280	D 2566 MTF 3644048-->	M178							Interior de turbina/ Impeller interior 12mm
16.281FTS	D 2566 MKF/ 280	M178							Interior de turbina/ Impeller interior 12mm
16192	D 0226 MKFA/ MKH	M302				141 192			
17.170/ F/ FK/ FL/ FS	D 0226 MKF/ 170	M302				125 170			Autocarri

A118**A120****M178**

Ø 125

M302**MAN**

**DOLZ**

Φ

d

C. C.

KW

CV



MAN

8.192--->48.362



17.192F/ FAK/ FK/ FL/ FS	D 0226 MKFA/ MKH	M302				141 192				
17.220F/ FK/ FL/ FS	D 0224 M	M302								
18.420HOCL	D 2866/ D 2866KF	M278								
19.168	D 2556 M/ MX	M628								Turbina/ Impeller Ø125mm
19.200		M628								Turbina/ Impeller Ø125mm
19.240	D 2566 / M/ MF 491060-->	M178								Interior de turbina/ Impeller interior 12mm
19.240H/ HA	D 2556	M628								Turbina/ Impeller Ø125mm
19.242	D 2866 F	M178								Interior de turbina/ Impeller interior 12mm
19.280	D 2566 MT 3644049-->	M178								Interior de turbina/ Impeller interior 12mm
19.281H	D 2566 MK	M178								Interior de turbina/ Impeller interior 12mm
19.281F	D 2566 MKF/ 280	M178								Interior de turbina/ Impeller interior 12mm
19.292	D 2866 LFZ/ 290	M278								
19.322U/ ULL	D 2865 LF03/ 06	M278		9973	235	320	02/90	05/94		Platform/chassis
19.322U/ ULL	D 2865 LF03/ 06	M632		9973	235	320	02/90	05/94		Platform/chassis
19.332U /UL	D 2866 LFZ	M278								
19.362FT/ ULL	D 2866/ D 2866KF	M278								
19.362U/ ULL	D 2866 KUL	M278		11967	265	360	07/86	01/91		Platform/chassis
19.372/ 19.403/ 19.463	D 2866/ D 2866KF	M278								
19.402/ 19.422	D 2866/ LF10/16/17	M639					01/06			
19.462F / FK / FL / FS	D 2840 LF-460/ MF	M278								
20.192D/ DHR	D 2555 M/ MX	M628								Turbina/ Impeller Ø125mm
20.240	D 2566/ M 491060-->	M178								Interior de turbina/ Impeller interior 12mm
20.280FVLS	D 2566 MTF 3644048-->	M178								Interior de turbina/ Impeller interior 12mm
20.281 FVLS	D 2566 MKF	M178								Interior de turbina/ Impeller interior 12mm

M178

Ør 125

**M278**

Ør 135

**M302****M628****MAN**

**DOLZ**

Φ

D

C. C.

KW


CV



MAN

8.192--->48.362

20.320FVLS	D 2530 MF	M178								Interior de turbina/ Impeller interior 12mm
22.192	D 2556 MF	M628								Turbina/ Impeller Ø125mm
22.192FNL/ FNML		M628								Turbina/ Impeller Ø125mm
22.240		M628								Turbina/ Impeller Ø125mm
22.240FNL	D 2566/ MF 491060-->	M178								Interior de turbina/ Impeller interior 12mm
22.280FNL	D 2566 MTF 3644048-->	M178								Interior de turbina/ Impeller interior 12mm
22.281FNL	D 2566 MKF	M178								Interior de turbina/ Impeller interior 12mm
22.320FNL	D 2530 MF	M178								Interior de turbina/ Impeller interior 12mm
24.192FVL/ 24.240FVL		M628								Turbina/ Impeller Ø125mm
24.242	D 2866 F	M178								Interior de turbina/ Impeller interior 12mm
24.262	D 2865/ D 2865 LF	M178								Interior de turbina/ Impeller interior 12mm
24.322UNL/ UNLL	D 2865 LF03	M278		9973	235	320	02/90	12/90		Platform/chassis
24.332UNL	D 2866 LFZ	M278								
24.362UNL/ UNLL	D 2866 KUL	M278		11967	265	360	10/86	02/90		Platform/chassis
25.322UNL/ UNLL	D 2865 LF03/ 06	M278		9973	235	320	09/90	12/92		Platform/chassis
25.372	D 2866/ D 2866KF	M278								
26.240	D 2566/ M/ MF 491060-->	M178								Interior de turbina/ Impeller interior 12mm
26.240DF		M628								Turbina/ Impeller Ø125mm
26.280	D 2566 MT 3644049-->	M178								Interior de turbina/ Impeller interior 12mm
26.280	D 2566 MTF 3644048-->	M178								Interior de turbina/ Impeller interior 12mm
26.281D/ 26.281DH	D 2566 MK/ MKF	M178								Interior de turbina/ Impeller interior 12mm
26.322UNL/ UNLL	D 2865 LF03/ 06	M278		9973	235	320	09/90	05/94		Platform/chassis
26.322UNL/ UNLL	D 2865 LF03/ 06	M632		9973	235	320	02/90	05/94		Platform/chassis

M632**M639****MAN**

**DOLZ**

Φ

d

C. C.

KW

CV




MAN

8.192--->48.362

26.372/ 26.403/ 26.463	D 2866/ D 2866KF	M278							
30.240		M628							Turbina/ Impeller Ø125mm
30.280VF	D 2566 MTF 3644048-->	M178							Interior de turbina/ Impeller interior 12mm
30.281V	D 2566 MKF	M178							
32.232DH/ DHA		M628							Turbina/ Impeller Ø125mm
32.240	D 2566 / M 491060-->	M178							Interior de turbina/ Impeller interior 12mm
32.240DH/ DHA		M628							Turbina/ Impeller Ø125mm
32.242/ 33.242/ 40.242/ 41.242/ 48.242	D 2866 F	M178							Interior de turbina/ Impeller interior 12mm
32.256	D 2538M / MF 3581001-->	M178							Interior de turbina/ Impeller interior 12mm
32.262/ 33.262/ 40.262/ 41.262	D 2865/ D 2865 LF	M178							Interior de turbina/ Impeller interior 12mm
32.280	D 2566 MT 3644049-->	M178							Interior de turbina/ Impeller interior 12mm
32.292/ 33.292 40.292/ 41.292/ 48.292	D 2866 LFZ/ 290	M278							
32.332/ 33.332 40.332/ 41.332/ 48.332	D 2866 LFZ	M278							
32.362	D 2866 KFZ	M278							
32.462/ 33.462/ 48.462	D 2540	M278							
33.362/ 40.362/ 41.362/ 48.362	D 2866/ D 2866KF	M278							
33.365	D 2840 LF-460/MF	M278							
33.372 F90	D 2866/ D 2866KF	M278							
33.403/ 33.463	D 2866/ D 2866KF	M278							

Serie BM/ D

BM 441.900/ 19	OM 441/ OM 442	M078							
D0226M/ MC/ MCFO/ D0826GF/ CFA-01		M302							
D2530/ MXF/ MXFR/ MXH	-->3358072	M617							Turbina/ Impeller Ø125mm

M078Ø_f 125**M178**Ø_f 125**M278**Ø_f 135**M302****M633****M642**

**DOLZ**

Φ

D

C. C.

KW

CV



MAN

Serie BM/ D


D2538/ M/ MF/ MFR/ MR	2001001-- >3581000	M617								Turbina/ Impeller Ø125mm
D2556 M/ MFO/ MFR/ MR/ MX/ MXF/ MXFO/ MXFOR/ MXFR/ MXR		M617								Turbina/ Impeller Ø125mm
D2566 M/ MF/ MR/ MFR	-->4091059	M617								Turbina/ Impeller Ø125mm
D2566 MT/ MTF	-->3644048	M617								Turbina/ Impeller Ø125mm
D2865/ 2866/ 2876	OM-422/ 441/ 442	M633								
SG 192/ SUE 240	4091102/ 4077098	M617								Turbina/ Impeller Ø125mm
SR 280 FRH/ SG 280	D 2538/ D 2556/ D 2566	M617								Turbina/ Impeller Ø125mm

EM

192	D 0826 LOH 06	M303		6871	140	190	10/93	06/97	Bus
192	D 0826 LOH 06	M642		6871	140	190	10/93	06/97	Bus
222/ 223	D 0826 LOH 12/15	M642		6871	162	220	02/96		Bus
223	D 0826 LOH 15	M642		6871	162	220	08/87		Bus

F 90

19.262F/ FA/ FK/ FAK/ FL/ FLL/ FS/ FAS/ FLS/ FLLS	D 2865 LF/ 260	M632		9973	191	260	01/88	02/90	Platform/Chassis/ Dump Truck/ Truck Tractor
19.272F/ FA/ FK/ FAK/ FL/ FLL/ FS/ FAS/ FLS/ FLLS	D 2865 LF02/ 05	M278		9973	198	269	02/90	05/95	Platform/Chassis/ Dump Truck/ Truck Tractor
19.272F/ FA/ FK/ FAK/ FL/ FLL/ FS/ FAS/ FLS/ FLLS	D 2865 LF02/ 05	M632		9973	198	269	02/90	05/95	Platform/Chassis/ Dump Truck/ Truck Tractor
19.292F/ FA/ FK/ FAK/ FL/ FLL/ FS/ FAS/ FLS/ FLLS	D 2866 LF/ 290	M632		11967	213	290	07/86	02/90	Platform/Chassis/ Dump Truck/ Truck Tractor
19.322F/ FA/ FK/ FAK/ FL/ FLL/ FS/ FAS/ FLS/ FLLS	D 2865 LF03/ 06	M278		9973	235	320	02/90	06/96	Platform/Chassis/ Dump Truck/ Truck Tractor
19.322F/ FA/ FK/ FAK/ FL/ FLL/ FS/ FAS/ FLS/ FLLS	D 2865 LF03/ 06	M632		9973	235	320	02/90	06/96	Platform/Chassis/ Dump Truck/ Truck Tractor
19.362F/ FL/ FLL/ FK/ FS/ FLS/ FLLS	D 2866 KF/ LXF	M278		11967	265	360	07/86	02/90	Platform/Chassis/ Dump Truck/ Truck Tractor
19.422/ 25.422/ 26.422/ 33.422	D 2876	M278							

M303**M617****M628****M632****MAN**

**DOLZ**

Φ

d

C. C.

KW

CV



MAN

F 90

19.422FAK/ FAS	D 2866 LF06/ 09	M632		11967	309	420	02/90	06/96	Platform/Chassis/ Dump Truck/ Truck Tractor
19.422FS/ FLS/ FLLS	D 2866 LF06/ 09/ 10	M632		11967	309	420	02/90	05/95	Truck Tractor
19.462F/ FK/ FL/ FLS/ FS	D 2840 LF/ 460	M634		18273	338	460	05/87	02/90	Platform/Chassis/ Dump Truck/ Truck Tractor
19.502F/ FL/ FLL/ FS/ FLS/ FLLS	D 2840 LF01/ 04/ 06	M634		18273	368	500	02/90	06/96	Platform/chassis/ Truck Tractor
19.502F/ FL/ FLL/ FS/ FLS/ FLLS	D 2840 LF01/ 04/ 06	M278		18273	368	500	02/90	06/96	Platform/chassis/ Truck Tractor
24.262DF/ DFAS/ DFSL/ DFS/ FNL/ FNLL/ FVL	D 2865 LF/ 260	M632		9973	191	260	01/88	02/90	Platform/Chassis/ Dump Truck/ Truck Tractor
24.272DF/ DFK/ DFS/ DFSL/ FVLS/ FNL/ FNLL/ FVL	D 2865 LF02/ 05	M278		9973	198	269	02/90	05/95	Platform/Chassis/ Dump Truck/ Truck Tractor
24.272DF/ DFK/ DFS/ DFSL/ FNL/ FNLL/ FNLS/ FVL/ FVLS	D 2865 LF02/ 05	M632		9973	198	269	02/90	05/95	Platform/Chassis/ Dump Truck/ Truck Tractor
24.292DF/ DFK	D 2866 LF/ 290	M632		11967	213	290	04/87	02/90	Platform/Chassis/ Dump Truck
24.322DF/ DFK/ FNL/ FNLL/ FNLS/ FVL/ FVLS	D 2865 LF03/ 06	M278		9973	235	320	02/90	06/96	Platform/Chassis/ Dump Truck/ Truck Tractor
24.322DF/ DFK/ DFS/ DFSL/ FNL/ FNLL/ FNLS/ FVL/ FVLS/ UNL/ UNLL	D 2865 LF03/ 06	M632		9973	235	320	02/90	06/96	Platform/Chassis/ Dump Truck/ Truck Tractor
24.362DF/ DFK/ DFS/ DFSL/ FNL/ FNLL/ FNLS/ FVL/ FVLS	D 2866 KF/ LXF	M278		11967	265	360	04/87	02/90	Platform/Chassis/ Dump Truck/ Truck Tractor
24.422DFK/ FNL/ FNLL/ FVL	D 2866 LF06/ 09	M632		11967	309	420	02/90	06/96	Platform/Chassis/ Dump Truck/ Truck Tractor
24.462DF/ DFAS/ DFS/ FNL/ FVLS	D 2840 LF/ 460	M634		18273	338	460	05/87	02/90	Platform/Chassis/ Dump Truck/ Truck Tractor
24.502DF/ DFK/ DFS/ FNL	D 2840 LF01	M278		18273	368	500	02/90	12/90	Platform / Chassis/ Dump Truck
24.502DF/ DFK/ DFS/ FNL	D 2840 LF01	M634		18273	368	500	02/90	06/96	Platform/Chassis/ Dump Truck/ Truck Tractor
25.272DF/ DFK/ DFS/ DFSL/ FNL/ FNLL/ FVL	D 2865 LF02/ 05	M632		9973	198	269	02/90	05/95	Platform/Chassis/ Dump Truck/ Truck Tractor
25.272DF/DFK/ DFSL/ DFS/ FNL/ FNLL/ FVL/	D 2865 LF02/ 05	M278		9973	198	269	02/90	05/95	Platform/Chassis/ Dump Truck/ Truck Tractor

M278

∅1,135

**M632****M634****MAN**

**DOLZ****C. C.****KW****CV**

MAN

F 90

25.322DF/ DFK/ DFSL/ DFS/ FNL/ FNLL/ FNLS/ FVLS	D 2865 LF03/ 06	M278		9973	235	320	09/90	06/96	Platform/Chassis/ Dump Truck/ Truck Tractor
25.322DF/ DFK/ DFSL/ DFS/ FNL/ FNLL/ FNLS/ FVLS	D 2865 LF03/ 06	M632		9973	235	320	02/90	06/96	Platform/Chassis/ Dump Truck/ Truck Tractor
25.422DFK/ DFS/ DFSL/ FNL/ FNLL	D 2866 LF06/ 09	M632		11967	309	420	09/90	12/92	Platform/Chassis/ Dump Truck/ Truck Tractor
25.502DF/ DFL/ FNL	D 2840 LF01/ 04	M278		18273	368	500	09/90	12/92	Platform / chassis/ Truck Tractor
25.502DF/ DFS/ FNL	D 2840 LF01/ 04	M634		18273	368	500	02/90	06/96	Platform/Chassis/ Dump Truck/ Truck Tractor
26.262DF/ DFA/ DFK/ DFAK	D 2865 LF/ 260	M632		9973	191	260	01/88	02/90	Platform/Chassis/ Dump Truck/ Truck Tractor/ Concrete Mixer
26.272DF/ DFA/ DFK/ DFAK/ DFS/ DFAS/ DFSL/ FNL/ FNLL/ FNLS/ FVLS	D 2865 LF02/ 05	M632		9973	198	269	02/90	05/95	Platform/Chassis/ Dump Truck/ Truck Tractor
26.272DF/ DFA/ DFAK/ DFAS/ DFK/ DFS/ DFSL/ FNLS/ FVLS	D 2865 LF02/ 05	M278		9973	198	269	02/90	05/95	Platform/Chassis/ Dump Truck/ Truck Tractor
26.322DF/ DFA/ DFK/ DFAK/ DFS/ DFAS/ DFS/ DFSL/ FNL/ FNLL/ FNLS/ FVLS	D 2865 LF03/ 06	M632		9973	235	320	02/90	05/95	Platform/Chassis/ Dump Truck/ Truck Tractor
26.322DF/ DFA/ DFK/ DFAK/ DFS/ DFAS/ DFSL/ FNL/ FNLL/ FNLS/ FVLS	D 2865 LF03/ 06	M278		9973	235	320	02/90	06/96	Platform/Chassis/ Dump Truck/ Truck Tractor
26.362DF/ DFK/ DFL/ DFS	D 2866 KF/ LXF	M278		11967	265	360	09/87	02/90	Platform/Chassis/ Dump Truck/ Truck Tractor
26.422DFS	D 2866 LF06/ 09	M632		11967	309	420	09/90	12/92	Platform/Chassis/ Dump Truck/ Truck Tractor
26.462DF/ DFA	D 2840 LF/ 460	M634		18273	338	460	05/87	02/90	Platform/Chassis/ Dump Truck/ Truck Tractor
26.502DF/ DFA/ DFS/ DFAS/ DFSL/ FNL/ FNLL	D 2840 LF01/ 04/ 06	M278		18273	368	500	02/90	06/96	Platform/chassis/ Truck Tractor
26.502DF/ DFA/ DFS/ DFAS/ DFSL/ FNL/ FNLL	D 2840 LF01/ 04/ 06	M634		18273	368	500	02/90	06/96	Platform/chassis/ Truck Tractor
32.262VF/ VFK/ VFTM	D 2865 LF/ 260	M632		9973	191	260	01/88	02/90	Platform/Chassis/ Dump Truck/ Truck Tractor/ Concrete Mixer

--	--	--	--	--	--	--	--	--	--

--	--	--	--	--	--	--	--	--	--

--	--	--	--	--	--	--	--	--	--

MAN

**DOLZ**

Φ

d

C. C.

KW




CV



MAN

F 90

32.272VF/ VFK	D 2865 LF02/ 05	M278		9973	198	269	02/90	05/95	Platform/Chassis/ Dump Truck/ Truck Tractor
32.272VF/ VFK	D 2865 LF02/ 05	M632		9973	198	269	02/90	05/95	Platform/Chassis/ Dump Truck/ Truck Tractor
32.322VF/ VFK	D 2865 LF03/ 06	M632		9973	235	320	09/91	06/96	Platform/Chassis
32.322VFK/ VFAK	D 2865 LF03/ 06	M278		9973	235	320	02/90	06/96	Platform/Chassis/ Dump Truck/ Truck Tractor
33.262DF/ DFA/ DFK/ DFAK	D 2865 LF/ 260	M632		9973	191	260	01/88	02/90	Platform/Chassis/ Dump Truck/ Truck Tractor
33.272DF/ DFA/ FVL	D 2865 LF05	M632		9973	198	269	03/91	05/95	Platform/Chassis
33.322DF/ DFA/ FVL	D 2865 LF03/ 06	M632		9973	235	320	09/91	06/96	Platform/Chassis
33.322DF/ DFA/ FVL/ VF	D 2865 LF03	M278		9973	235	320	02/90	06/96	Platform/Chassis/ Dump Truck
33.362DF/ DFK/ DFS	D 2866 KF/ LXF	M278		11967	265	360	09/87	02/90	Platform/Chassis/ Dump Truck/ Truck Tractor
33.422DFK/ DFAK	D 2866 LF06/ 09	M632		11967	309	420	01/94	06/96	Dump Truck
33.462DF/ DFA	D 2840 LF/ 460	M634		18273	338	460	05/87	02/90	Platform/Chassis/ Dump Truck/ Truck Tractor
33.502DF/ DFA	D 2840 LF01/ 04/ 06	M634		18273	368	500	09/90	06/96	Platform / Chassis/ Truck Tractor
33.502DF/ DFA	D 2840 LF01/ 04/ 06	M278		18273	368	500	02/90	06/96	Platform/chassis/ Truck Tractor
35.262VF/ VFA/ VFK	D 2865 LF03/ 06	M278		9973	235	320	02/90	06/96	Platform/Chassis/ Dump Truck/ Truck Tractor
35.272VF/ VFK	D 2865 LF02	M632		9973	198	269	02/90	04/95	Platform / Chassis / Dump Truck / Truck Tractor
35.272VF/VFK	D 2865 LF02/ 05	M278		9973	198	269	02/90	05/95	Platform/Chassis/ Dump Truck/ Truck Tractor
35.322VFAK	D 2865 LF03	M632		9973	235	320	02/90	12/90	Platform/Chassis/ Dump Truck/ Truck Tractor
35.322VFK/ VFAK	D 2865 LF03/ 06	M278		9973	235	320	02/90	06/96	Platform/Chassis/ Dump Truck/ Truck Tractor
35.322VK/ VFK	D 2865 LF03/ 06	M632		9973	235	320	09/91	06/96	Platform/Chassis
35.422VF	D 2866 LF06/ 09	M632		11967	309	420	01/94	06/96	Dump Truck
35.422VK	D 2865 LF03	M278		9973	235	320	02/90	06/96	Platform/Chassis/ Dump Truck

M278Ø₁ 135**M307****M618****M619**

**DOLZ**

Φ

D

C. C.

KW

CV




MAN

F 90

40.462DF/ DFA	D 2840 LF/ 460	M634		18273	338	460	05/87	02/90	Platform/Chassis/ Dump Truck/ Truck Tractor
40.502DFA	D 2840 LF01/ 04/ 06	M278		18273	368	500	02/90	06/96	Platform/chassis/ Truck Tractor
40.502DFA	D 2840 LF01/ 04/ 06	M634		18273	368	500	02/90	06/96	Platform/chassis/ Truck Tractor
41.262VF/ VFK	D 2865 LF03/ 06	M278		9973	235	320	02/90	06/96	Platform/Chassis/ Dump Truck/ Truck Tractor
41.272VF	D 2865 LF02	M632		9973	198	269	02/90	04/95	Platform / Chassis / Dump Truck / Truck Tractor
41.272VF	D 2865 LF02/ 05	M278		9973	198	269	02/90	05/95	Platform/Chassis/ Dump Truck/ Truck Tractor
41.322VF	D 2865 LF03/ 06	M632		9973	235	320	09/91	06/96	Platform/Chassis
41.322VF	D 2865 LF03	M278		9973	235	320	02/90	06/96	Platform/Chassis/ Dump Truck
48.462VF	D 2840 LF/ 460	M634		18273	338	460	05/87	02/90	Platform/Chassis/ Dump Truck/ Truck Tractor

F 2000

19.233FCNG	E 2866 DF 01	M307		11967	170	231	09/96		Platform/Chassis
19.273F/ FA/ FAK/ FK/ FL/ FLL/ FS/ FLS	D 2865 LF22	M618		9973	198	269	01/94		Platform/Chassis/ Dump Truck/ Truck Tractor
19.273F/ FA/ FAK/ FK/ FL/ FLL/ FS/ FLS	D 2865 LF22	M619		9973	198	269	01/94		Platform/Chassis/ Dump Truck/ Truck Tractor
19.273F/ FA/ FAK/ FK/ FL/ FLL/ FS/ FLS	D 2865 LF22	M634		9973	198	269	01/94		Platform/Chassis/ Dump Truck/ Truck Tractor
19.273F/ FA/ FAK/ FK/ FL/ FLL/ FS/ FLS	D 2865 LF22	M278		9973	198	269	01/94		Platform / Chassis / Truck Tractor
19.293FC/ FAC/ FLC/ FLLC/ FK/ FAK/ FLK/ FS/ FAS/ FLS/ FLLS	D 2865 LF20/ 24	M618		9973	213	290	01/94		Platform/Chassis/ Dump Truck/ Truck Tractor
19.293FC/ FAC/ FLC/ FLLC/ FK/ FAK/ FLK/ FS/ FAS/ FLS/ FLLS	D 2865 LF20/ 24	M619		9973	213	290	01/94		Platform/Chassis/ Dump Truck/ Truck Tractor
19.314FC/ FAC/ FLC/ FLLC/ FRC/ FLRC/ FLLRC/ FK/ FLK/ F-KI/ FL-KI/ FAK/ FA-KI/ FLL/ FLLR/ F-NL/ FS/ FAS/ FLS/ FLLS/ FRS/ FLRS/ FLLRS	D 2866 LF34	M307		11967	228	310	06/98		Platform/Chassis/ Dump Truck/ Truck Tractor

M632**M634****MAN**

**DOLZ**

Φ

D

C. C.

KW

CV



MAN

F 2000

19.314FC/ FLC/ FLLC/ FLLW/ FRC/ FLRC/ FLLRC/ FK/ FLK/ F-KI/ FL-KI/ FLL/ FLLR/ F-N/ FS/ FAS/ FLS/ FLLS/ FRS/ FLRS/ FLLRS	D 2866 LF34	M618		11967	228	310	06/98		Platform/Chassis/ Dump Truck/ Truck Tractor
19.314FC/ FLC/ FLLC/ FLLW/ FRC/ FLRC/ FLLRC/ FK/ FLK/ F-KI/ FL-KI/ FLL/ FLLR/ F-N/ FS/ FAS/ FLS/ FLLS/ FRS/ FLRS/ FLLRS	D 2866 LF34	M619		11967	228	310	06/98		Platform/Chassis/ Dump Truck/ Truck Tractor
19.323FC/ FAC/ FLC/ FLLC/ FAK/ FK/ FLK/ FAS/ FS/ FLS/ FLLS	D 2865 LF23	M278		9973	235	320	01/94	12/95	Platform/Chassis/ Dump Truck/ Truck Tractor
19.323FC/ FAC/ FLC/ FLLC/ FK/ FAK/ FLK/ FS/ FAS/ FLS/ FLLS	D 2865 LF23	M618		9973	235	320	01/94	12/95	Platform/Chassis/ Dump Truck/ Truck Tractor
19.323FC/ FAC/ FLC/ FLLC/ FK/ FAK/ FLK/ FS/ FAS/ FLS/ FLLS	D 2865 LF23	M619		9973	235	320	01/94		
19.323FC/ FAC/ FLC/ FLLC/ FK/ FAK/ FLK/ FS/ FAS/ FLS/ FLLS	D 2865 LF23	M634		9973	235	320	01/94	12/95	Platform/Chassis/ Dump Truck/ Truck Tractor
19.343FC/ FAC/ FLC/ FLLC/ FK/ FAK/ FLK/ FS/ FAS/ FLS/ FLLS	D 2865 LF21	M278		9973	250	340	01/94		Platform/Chassis/ Dump Truck/ Truck Tractor
19.343FC/ FAC/ FLC/ FLLC/ FK/ FAK/ FLK/ FS/ FAS/ FLS/ FLLS	D 2865 LF21	M618		9973	250	340	01/94		Platform/Chassis/ Dump Truck/ Truck Tractor
19.343FC/ FAC/ FLC/ FLLC/ FK/ FAK/ FLK/ FS/ FAS/ FLS/ FLLS	D 2865 LF21	M619		9973	250	340	01/94		Platform / Chassis / Dump Truck
19.343FC/ FAC/ FLC/ FLLC/ FK/ FAK/ FLK/ FS/ FAS/ FLS/ FLLS	D 2865 LF21	M634		9973	250	340	01/94		Platform/Chassis/ Dump Truck/ Truck Tractor
19.364FC/ FAC/ FLC/ FLLC/ FRC/ FLRC/ FLLRC/ FK/ FLK/ F-KI/ FL-KI/ FAK/ FA-KI/ FLL/ FLLR/ F-NL/ FS/ FAS/ FLS/ FLLS/ FRS/ FLRS/ FLLRS	D 2866 LF35	M307		11967	265	360	06/98		Platform/Chassis/ Dump Truck/ Truck Tractor

M278

Ø: 135

**M307****M618****M619**

**DOLZ**

Φ

∅

C. C.

KW


CV



MAN

F 2000

19.364FC/ FLC/ FLLC/ FLLW/ FRC/ FLRC/ FLLRC/ FK/ FAK/ FA-KI/ FLK/ FLL/ FLLR/ F-N/ F-KI/ FL-KI/ FS/ FAS/ FLS/ FLLS	D 2866 LF35	M618		11967	265	360	06/98		Platform/Chassis/ Dump Truck/ Truck Tractor
19.364FC/ FLC/ FLLC/ FLLW/ FRC/ FLRC/ FLLRC/ FK/ FAK/ FA-KI/ FLK/ FLL/ FLLR/ F-N/ F-KI/ FL-KI/ FS/ FAS/ FLS/ FLLS	D 2866 LF35	M619		11967	265	360	06/98		Platform/Chassis/ Dump Truck/ Truck Tractor
19.373FC/ FAC/ FLC/ FLLC/ FRC/ FLRC/ F-NL/ FK/ FLK/ F-KI/ FL-KI/ FAK/ FA-KI/ FS/ FAS/ FLS/ FLLS/ FRS/ FLRS/ FLLRS	D 2866 LF21	M307		11967	272	370	01/94		Platform/Chassis/ Dump Truck/ Truck Tractor
19.403FC/ FAC/ FLC/ FLLC/ FRC/ FLRC/ F-NL/ FK/ FLK/ F-KI/ FL-KI/ FAK/ FA-KI/ FS/ FAS/ FLS/ FLLS/ FRS/ FLRS/ FLLRS	D 2866 LF20	M307		11967	294	400	01/94		Platform/Chassis/ Dump Truck/ Truck Tractor
19.414FC/ FAC/ FLC/ FLLC/ FRC/ FLRC/ FLLRC/ FAK/ FA-KI/ FLL/ FLLR/ F-NL	D 2866 LF31	M632		11967	301	409	06/98		Platform/chassis/ Dump Truck
19.414FC/ FAC/ FLC/ FLLC/ FRC/ FLRC/ FLLRC/ FK/ FLK/ F-KI/ FL-KI/ FAK/ FA-KI/ FLL/ FLLR/ F-NL/ FS/ FAS/ FLS/ FLLS/ FRS/ FLRS/ FLLRS	D 2866 LF31	M307		11967	301	409	06/98		Platform/Chassis/ Dump Truck/ Truck Tractor
19.414FC/ FAC/ FLC/ FLLC/ FRC/ FLRC/ FLLRC/ FK/ FLK/ F-KI/ FL-KI/ FAK/ FA-KI/ FLL/ FLLR/ F-NL/ FS/ FAS/ FLS/ FLLS/ FRS/ FLRS/ FLLRS	D 2866 LF31	M618		11967	301	409	06/98		Platform/Chassis/ Dump Truck/ Truck Tractor
19.414FC/ FAC/ FLC/ FLLC/ FRC/ FLRC/ FLLRC/ FK/ FLK/ F-KI/ FL-KI/ FAK/ FA-KI/ FLL/ FLLR/ F-NL/ FS/ FAS/ FLS/ FLLS/ FRS/ FLRS/ FLLRS	D 2866 LF31	M619		11967	301	409	06/98		Platform/Chassis/ Dump Truck/ Truck Tractor
19.423FC/ FAC/ FLC/ FLLC/ F-NL/ FK/ FAK/ FA-KI/ FLK/ F-KI/ FL-KI/ FS/ FAS/ FLS/ FLLS	D 2866 LF22	M307		11967	309	420	01/94		Platform/Chassis/ Dump Truck/ Truck Tractor

M632**M634**

**DOLZ**

Φ

D

C. C.

KW

CV






MAN

F 2000

19.463FC/ FAC/ FLC/ FLLC/ FRC/ FLRC/ F-NL/ FAK/ FA-KI/ FK/ FLK/ F-KI/ FL-KI/ FS/ FAS/ FLS/ FLLS/ FRS/ FLRS/ FLLRS	D 2876 LF 02	M634		12816	338	460	01/94		Platform/Chassis/ Dump Truck/ Truck Tractor
19.463FC/ FAC/ FLC/ FLLC/ FRC/ FLRC/ F-NL/ FS/ FAS/ FLS/ FLLS/ FRS/ FLRS/ FLLRS	D 2876 LF 02	M618		12816	338	460	01/94		Platform/Chassis/ Truck Tractor
19.463FC/ FAC/ FLC/ FLLC/ FRC/ FLRC/ F-NL/ FS/ FAS/ FLS/ FLLS/ FRS/ FLRS/ FLLRS	D 2876 LF 02	M619		12816	338	460	01/94		Platform/Chassis/ Truck Tractor
19.463FC/FAC/ FLC/ FLLC/ FRC/ FLRC/ FK/ FAK/ FA-KI/ FLK/ F-KI/ F-NL/ FL-KI	D 2876 LF 02	M307		12816	338	460	01/94		Platform/Chassis/ Dump Truck/ Truck Tractor
19.603 FLS/ 19604 FLS	D 2840 LF20	M634		18273	441	600	04/96		Truck Tractor
23.293FNLLC	D 2865 LF20/ 24	M618		9973	213	290	01/94		Platform/Chassis/ Dump Truck/ Truck Tractor
23.293FNLLC	D 2865 LF20/ 24	M619		9973	213	290	01/94		Platform/Chassis/ Dump Truck/ Truck Tractor
23.343FNLLC/ 24.343FNLLC	D 2865 LF21	M278		9973	250	340	01/94		Platform/Chassis/ Dump Truck/ Truck Tractor
23.343FNLLC/ 24.343FNLLC	D 2865 LF21	M618		9973	250	340	01/94		Platform/Chassis/ Dump Truck/ Truck Tractor
23.343FNLLC/ 24.343FNLLC	D 2865 LF21	M619		9973	250	340	01/94		Platform / Chassis / Dump Truck
23.343FNLLC/ 24.343FNLLC	D 2865 LF21	M634		9973	250	340	01/94		Platform/Chassis/ Dump Truck/ Truck Tractor
23.403FNLLC	D 2866 LF20	M307		11967	294	400	01/94		Platform/Chassis/ Dump Truck/ Truck Tractor
23.463FNLLC/ 24.463FNLLC	D 2876 LF 02	M307		12816	338	460	01/94		Platform/Chassis/ Dump Truck/ Truck Tractor
23.463FNLLC/ 24.463FNLLC	D 2876 LF 02	M634		12816	338	460	01/94		Platform/Chassis/ Dump Truck/ Truck Tractor
24.273FNLLC	D 2865 LF22	M278		9973	198	269	01/94		Platform / Chassis / Truck Tractor
24.273FNLLC	D 2865 LF22	M618		9973	198	269	01/94		Platform/Chassis/ Dump Truck/ Truck Tractor
24.273FNLLC	D 2865 LF22	M619		9973	198	269	01/94		Platform/Chassis/ Dump Truck/ Truck Tractor

M278

Ø1135

**M307****M618****M619**

**DOLZ****C. C.****KW****CV**

MAN

F 2000

24.273FNLLC	D 2865 LF22	M634		9973	198	269	01/94		Platform/Chassis/ Dump Truck/ Truck Tractor
24.323FNLLC	D 2865 LF23	M278		9973	235	320	01/94	12/95	Platform/Chassis
24.323FNLLC	D 2865 LF23	M618		9973	235	320	01/94	12/95	Platform/Chassis/ Dump Truck/ Truck Tractor
24.323FNLLC	D 2865 LF23	M619		9973	235	320	01/94		
24.323FNLLC	D 2865 LF23	M634		9973	235	320	01/94	12/95	Platform/Chassis/ Dump Truck/ Truck Tractor
24.373FNLLC	D 2866 LF21	M307		11967	272	370	01/94		Platform/Chassis/ Dump Truck/ Truck Tractor
24.423FNLLC	D 2866 LF22	M307		11967	309	420	01/94		Platform/Chassis/ Dump Truck/ Truck Tractor
26.273DFC/ DFK/ DFLK/ DFLC/ DFS/ DFSL/ FNLC/ FNLLC/ FNLS/ FVLC/ FVLS	D 2865 LF22	M619		9973	198	269	01/94		Platform/Chassis/ Dump Truck/ Truck Tractor
26.273DFC/ DFLC/ DFK/ DFLK/ DFS/ DFSL/ FNLC/ FNLLC/ FNLS/ FVLC/ FVLS	D 2865 LF22	M634		9973	198	269	01/94		Platform/Chassis/ Dump Truck/ Truck Tractor
26.273DFC/ DFLC/ DFK/ DFLK/ DFS/ DFSL/ FNLC/ FNLLC/ FNLS/ FVLC/ FVLS	D 2865 LF22	M278		9973	198	269	01/94		Platform / Chassis / Truck Tractor
26.273DFC/ DFLC/ DFK/ DFLK/ DFS/ DFSL/ FNLC/ FNLLC/ FVLC/ FNLS/ FVLS	D 2865 LF22	M618		9973	198	269	01/94		Platform/Chassis/ Dump Truck/ Truck Tractor
26.293DFC/ DFK/ DFLC/ DFLK/ DFSL/ DFS/ FNLC/ FNLLC/ FVLC	D 2865 LF20/ 24	M618		9973	213	290	01/94		Platform/Chassis/ Dump Truck/ Truck Tractor
26.293DFC/ DFK/ DFLC/ DFLK/ DFSL/ DFS/ FNLC/ FNLLC/ FVLC	D 2865 LF20/ 24	M619		9973	213	290	01/94		Platform/Chassis/ Dump Truck/ Truck Tractor
26.323DFC/ DFLC/ DFK/ DFLK/ DFS/ DFSL/ FNLC/ FNLLC/ FNLS/ FVLC/ FVLS	D 2865 LF23	M278		9973	235	320	01/94	12/95	Platform/Chassis/ Dump Truck/ Truck Tractor
26.323DFC/ DFLC/ DFK/ DFLK/ DFS/ DFSL/ FNLC/ FNLLC/ FNLS/ FVLC/ FVLS	D 2865 LF23	M618		9973	235	320	01/94	12/95	Platform/Chassis/ Dump Truck/ Truck Tractor

M634

MAN

**DOLZ**

Φ

D

C. C.

KW

CV






MAN

F 2000

26.323DFC/ DFCL/ DFK/ DFLK/ DFS/ DFSL/ FNLC/ FNLLC/ FNLS/ FVLC/ FVLS	D 2865 LF23	M619		9973	235	320	01/94		
26.323DFC/ DFCL/ DFS/ DFSL/ FNLC/ FNLLC/ FNLS/ FVLC/ FVLS	D 2865 LF23	M634		9973	235	320	01/94	12/95	Platform/Chassis/ Dump Truck/ Truck Tractor
26.343DFC/ DFCL/ DFK/ DFLK/ DFS/ DFSL/ FNLC/ FNLLC/ FNLS/ FVLC/ FVLS	D 2865 LF21	M278		9973	250	340	01/94		Platform/Chassis/ Dump Truck/ Truck Tractor
26.343DFC/ DFCL/ DFK/ DFLK/ DFS/ DFSL/ FNLC/ FNLLC/ FNLS/ FVLC/ FVLS	D 2865 LF21	M618		9973	250	340	01/94		Platform/Chassis/ Dump Truck/ Truck Tractor
26.343DFC/ DFCL/ DFK/ DFLK/ DFS/ DFSL/ FNLC/ FNLLC/ FNLS/ FVLS/ FVLC	D 2865 LF21	M619		9973	250	340	01/94		Platform / Chassis / Dump Truck
26.343DFC/ DFCL/ DFK/ DFLK/ DFS/ DFSL/ FNLC/ FNLLC/ FVLC/ FNLS/ FVLS	D 2865 LF21	M634		9973	250	340	01/94		Platform/Chassis/ Dump Truck/ Truck Tractor
26.373DFC/ DFCL/ DFK/ DFLK/ DFS/ DFSL/ FNLC/ FNLLC/ FNLS/ FVLC/ FVLS	D 2866 LF21	M307		11967	272	370	01/94		Platform/Chassis/ Dump Truck/ Truck Tractor
26.403DFC/ DFCL/ DFK/ DFLK/ DFS/ DFSL/ FNLC/ FNLLC/ FNLS/ FVLC/ FVLS	D 2866 LF20	M307		11967	294	400	01/94		Platform/Chassis/ Dump Truck/ Truck Tractor
26.423DFC/ DFCL/ DFK/ DFLK/ DFS/ DFSL/ FNLC/ FNLLC/ FNLS/ FVLC/ FVLS	D 2866 LF22	M307		11967	309	420	01/94		Platform/Chassis/ Dump Truck/ Truck Tractor
26.463DFC/ DFCL/ DFK/ DFLK/ DFS/ DFSL/ FNLC/ FNLLC/ FNLS/ FVLC/ FVLS	D 2876 LF 02	M307		12816	338	460	01/94		Platform/Chassis/ Dump Truck/ Truck Tractor
26.463DFC/ DFCL/ DFK/ DFLK/ DFS/ DFSL/ FNLC/ FNLLC/ FNLS/ FVLC/ FVLS	D 2876 LF 02	M634		12816	338	460	01/94		Platform/Chassis/ Dump Truck/ Truck Tractor
26.603DFC/ DFCL/ DFK/ DFLK/ DFS/ DFSL	D 2840 LF20	M634		18273	441	600	06/96		Platform/Chassis/ Dump Truck/ Truck Tractor
27.273DFC/ DFS	D 2865 LF22	M634		9973	198	269	01/94		Platform/Chassis/ Dump Truck/ Truck Tractor
27.273DFS	D 2865 LF22	M278		9973	198	269	01/94		Platform / Chassis / Truck Tractor

M278

Ø 135

**M307****M618****M619**

**DOLZ**

Φ

D

C. C.

KW

CV



MAN

F 2000

27.293DFAC/ DFAK/ DFAS/ DFC/ DFK/ DFS	D 2865 LF20/ 24	M618		9973	213	290	01/94		Platform/Chassis/ Dump Truck/ Truck Tractor
27.293DFAC/ DFAK/ DFAS/ DFC/ DFK/ DFS	D 2865 LF20/ 24	M619		9973	213	290	01/94		Platform/Chassis/ Dump Truck/ Truck Tractor
27.323DFAC/ DFC/ DFAK/ DFA-KI/ DFK/ DF-KI/ DFAS/ DFS	D 2865 LF23	M618		9973	235	320	01/94	12/95	Platform/Chassis/ Dump Truck/ Truck Tractor
27.323DFAC/ DFC/ DFAK/ DFA-KI/ DFK/ DF-KI/ DFAS/ DFS	D 2865 LF23	M619		9973	235	320	01/94		
27.323DFAC/ DFC/ DFAK/ DFA-KI/ DFK/ DF-KI/ DFAS/ DFS	D 2865 LF23	M634		9973	235	320	01/94	12/95	Platform/Chassis/ Dump Truck/ Truck Tractor
27.323DFAC/ DFC/ DFAK/ DFAKI/ DFKI/ DFK/ DFAS/ DFS	D 2865 LF23	M278		9973	235	320	01/94	12/95	Platform/Chassis/ Dump Truck/ Truck Tractor
27.343DFAC/ DFC/ DFAK/ DFK/ DFAS/ DFS	D 2865 LF21	M278		9973	250	340	01/94		Platform/Chassis/ Dump Truck/ Truck Tractor
27.343DFAC/ DFC/ DFAK/ DFK/ DFAS/ DFS	D 2865 LF21	M618		9973	250	340	01/94		Platform/Chassis/ Dump Truck/ Truck Tractor
27.343DFAC/ DFC/ DFAK/ DFK/ DFAS/ DFS	D 2865 LF21	M634		9973	250	340	01/94		Platform/Chassis/ Dump Truck/ Truck Tractor
27.343DFAC/ DFC/ DFAK/ DFK/ DFAS/ DFS	D 2865 LF21	M619		9973	250	340	01/94		Platform / Chassis / Dump Truck
27.373DFAC/ DFC/ DFAK/ DFA-KI/ DFK/ DF-KI/ DFAS/ DFS	D 2866 LF21	M307		11967	272	370	01/94		Platform/Chassis/ Dump Truck/ Truck Tractor
27.403DFAC/ DFC/ DFAK/ DFA-KI/ DFK/ DF-KI/ DFAS/ DFS	D 2866 LF20	M307		11967	294	400	01/94		Platform/Chassis/ Dump Truck/ Truck Tractor
27.423DFAC/ DFC/ DFAK/ DFA-KI/ DFK/ DF-KI/ DFAS/ DFS	D 2866 LF22	M307		11967	309	420	01/94		Platform/Chassis/ Dump Truck/ Truck Tractor
27.463DFAC/ DFC/ DFAK/ DFA-KI/ DFK/ DF-KI/ DFAS/ DFS	D 2876 LF02	M307		12816	338	460	01/94		Platform/Chassis/ Dump Truck/ Truck Tractor
27.463DFAC/ DFC/ DFAK/ DFA-KI/ DFK/ DF-KI/ DFAS/ DFS	D 2876 LF02	M634		12816	338	460	01/94		Platform/Chassis/ Dump Truck/ Truck Tractor
27.603DFS/ DFAS	D 2840 LF20	M634		18273	441	600	01/96		Truck Tractor
32.293VFC	D 2865 LF24	M618		9973	213	290	08/95		Platform/Chassis
32.293VFC	D 2865 LF24	M619		9973	213	290	08/95		Dump Truck
32.343DFK/ DFAK/ VFC/ VFK	D 2865 LF21	M618		9973	250	340	01/94		Platform/Chassis/ Dump Truck/ Truck Tractor

M634**MAN**

**DOLZ**

Φ

d

C. C.

KW

CV





MAN

F 2000

32.343DFK/ DFAK/ VFC/ VFK	D 2865 LF21	M619		9973	250	340	01/94		Platform / Chassis / Dump Truck
32.343VFC/ VFK	D 2865 LF21	M278		9973	250	340	01/94		Platform/Chassis/ Dump Truck/ Truck Tractor
32.343VFC/ VFK	D 2865 LF21	M634		9973	250	340	01/94		Platform/Chassis/ Dump Truck/ Truck Tractor
32.403VFC/ VFK	D 2866 LF20	M307		11967	294	400	01/94		Platform/Chassis/ Dump Truck/ Truck Tractor
32.463VFC/ VFK	D 2876 LF 02	M634		12816	338	460	01/94		Platform/Chassis/ Dump Truck/ Truck Tractor
32.463VFC/ VFK	D 2876 LF 02	M307		12816	338	460	01/94		Platform/Chassis/ Dump Truck/ Truck Tractor
33.323DFAC/ DFC/ DFAK/ DFK/ DFAS/ DFS	D 2865 LF23	M618		9973	235	320	01/94	12/95	Platform/Chassis/ Dump Truck/ Truck Tractor
33.323DFAC/ DFC/ DFAK/ DFK/ DFAS/ DFS	D 2865 LF23	M619		9973	235	320	01/94		
33.323DFAC/ DFC/ DFAK/ DFK/ DFAS/ DFS	D 2865 LF23	M634		9973	235	320	01/94	12/95	Platform/Chassis/ Dump Truck/ Truck Tractor
33.323DFAC/ DFC/ DFAK/ DFK/ DFAS/ DFS	D 2865 LF23	M278		9973	235	320	01/94	12/95	Platform/Chassis/ Dump Truck
33.343DFAC/ DFC/ DFAK/ DFK/ DFAS/ DFS	D 2865 LF21	M278		9973	250	340	01/94		Platform/Chassis/ Dump Truck/ Truck Tractor
33.343DFAC/ DFC/ DFAK/ DFK/ DFAS/ DFS	D 2865 LF21	M634		9973	250	340	01/94		Platform/Chassis/ Dump Truck/ Truck Tractor
33.343DFAC/ DFC/ DFAS/ DFS	D 2865 LF21	M618		9973	250	340	01/94		Platform/Chassis/ Dump Truck/ Truck Tractor
33.343DFAC/ DFC/ DFAS/ DFS	D 2865 LF21	M619		9973	250	340	01/94		Platform / Chassis / Dump Truck
33.373DFAC/ DFC/ DFAK/ DFA-KI/ DFK/ DF-KI/ DFS/ DFAS/ DFRS	D 2866 LF21	M307		11967	272	370	01/94		Platform/Chassis/ Dump Truck/ Truck Tractor
33.403DFAC/ DFC/ DFAK/ DFA-KI/ DFK/ DF-KI/ DFS/ DFAS/ DFRS	D 2866 LF20	M307		11967	294	400	01/94		Platform/Chassis/ Dump Truck/ Truck Tractor
33.423DFAC/ DFC/ DFAK/ DFA-KI/ DFK/ DF-KI/ DFS/ DFAS/ DFRS	D 2866 LF22	M307		11967	309	420	01/94		Platform/Chassis/ Dump Truck/ Truck Tractor

M278

Ø: 135

**M307****M618****M619**

**DOLZ**

Φ

d

C. C.

KW

CV



MAN

F 2000

33.463DFAC/ DFC/ DFAK/ DFA-KI/ DFK/ DF-KI/ DFAS/ DFS/ DFRS	D 2876 LF02	M307		12816	338	460	01/94		Platform/Chassis/ Dump Truck/ Truck Tractor
33.463DFAC/ DFC/ DFAK/ DFA-KI/ DFK/ DF-KI/ DFAS/ DFS/ DFRS	D 2876 LF02	M634		12816	338	460	01/94		Platform/Chassis/ Dump Truck/ Truck Tractor
33.603DFAC/ DFC/ DFAS/ DFS	D 2840 LF20	M634		18273	441	600	06/96		Platform/Chassis/ Dump Truck/ Truck Tractor
35.343VFC/ VFK	D 2865 LF21	M618		9973	250	340	01/94		Platform/Chassis/ Dump Truck/ Truck Tractor
35.343VFC/ VFK	D 2865 LF21	M619		9973	250	340	08/95		Platform / Chassis / Dump Truck
35.343VFC/ VFK	D 2865 LF21	M634		9973	250	340	01/94		Platform/Chassis/ Dump Truck/ Truck Tractor
35.343VFK/ VFC	D 2865 LF21	M278		9973	250	340	01/94		Platform/Chassis/ Dump Truck/ Truck Tractor
35.403VF/ VFC/ VFRC/ VFK/ VF-HK/ VF-KI	D 2866 LF20	M307		11967	294	400	01/94		Platform/Chassis/ Dump Truck
35.463VF/ VFC/ VFRC/ VFK/ VF-HK/ VF-KI/	D 2876 LF02	M634		12816	338	460	01/94		Platform/Chassis/ Dump Truck/ Truck Tractor
35.463VFK/ VF-HK/ VF-KI	D 2876 LF02	M307		12816	338	460	01/94		Platform/Chassis/ Dump Truck/ Truck Tractor
40.403DFAK/ DFK	D 2866 LF20	M307		11967	294	400	01/94		Platform/Chassis/ Dump Truck/ Truck Tractor
40.463DFAK/ DFK/ DFAS	D 2876 LF02	M307		12816	338	460	01/94		Platform/Chassis/ Dump Truck/ Truck Tractor
41.343VFC/ VFK	D 2865 LF21	M278		9973	250	340	01/94		Platform/Chassis/ Dump Truck/ Truck Tractor
41.343VFC/ VFK	D 2865 LF21	M618		9973	250	340	01/94		Platform/Chassis/ Dump Truck/ Truck Tractor
41.343VFC/ VFK	D 2865 LF21	M619		9973	250	340	08/95		Platform / Chassis / Dump Truck
41.343VFC/ VFK	D 2865 LF21	M634		9973	250	340	01/94		Platform/Chassis/ Dump Truck/ Truck Tractor
41.403/ 41.463	D 2866/ D 2866KF	M278							

M634

MAN

**DOLZ**

Φ

D

C. C.

KW

CV



MAN

F 2000

41.403VF/ VFC/ VFRC/ VFK/ VF-HK/ VF-KI	D 2866 LF20	M307		11967	294	400	01/94		Platform/Chassis/ Dump Truck/ Truck Tractor
41.463VF/ VFC/ VFRC/ VFK/ VF-HK/ VF-KI	D 2876 LF02	M307		12816	338	460	08/95		Platform/Chassis/ Dump Truck/ Truck Tractor
41.463VF/ VFC/ VFRC/ VFK/ VF-HK/ VF-KI/	D 2876 LF02	M634		12816	338	460	01/94		Platform/Chassis/ Dump Truck/ Truck Tractor

G



8.136 F/ FL/ 9.136 F/ FL/ 10.136 F/ FL/ FK	D 0226 MF	M302		5687	100	136	10/79	09/87	Platform/Chassis/ Dump Truck
8.136 FAE/ 9.136 FAE	D 0226 MF	M302		5687	100	136	12/83	08/88	Platform/Chassis
8.136 FK/ 9.136 FK	D 0226 MF	M302		5687	100	136	10/79	08/88	Dump Truck
8.136 FOC/ 9.136 FOC	D 0226 MF	M302		5687	100	136	03/82	07/88	Bus
FRH 422/ FRH 422L/ FRH 422S	D 2866/ D 2866KF	M278							

G 90

6.100 F/ FK/ 8.100 F/ FK	D 0824 GF/ GF01/ GF02	M302		4580	75	102	09/87	10/93	Platform/Chassis/ Dump Truck
8.150 F/ FL/ 9.150 F/ FL/ 10.150F/ FL	D 0226 MF/ D 0826 GF01/ D 0826 GF03	M302		5687	92	125	05/90	10/93	Platform/Chassis
8.150 FAE/ 9.150 FAE	D 0826 GF/ D 0826 GF03	M302		6871	110 114	150 155	05/88	05/95	Platform/Chassis
8.150 FK/ 9.150 FK	D 0826 GF/ D 0826 GF03	M302		6871	110 114	150 155	09/87	10/93	Dump Truck
8.150 FOC/ 9.150 FOC	D 0826 GF01/ D 0826 GF03	M302		6871	110 114	150 155	07/88	10/93	Bus
8.150 FS/ FLS/ 9.150 FS/ FLS	D 0826 GF/ D0826 GF03	M302		6871	110 114	150 155	09/87	10/93	Truck Tractor
8.170 FOC/ 9.170 FOC	D 0226 MCFO/ 170	M302		5687	125 131	170 178	02/89	10/93	Bus
10.150 FK	D 0826 GF01/ D 0826 GF03	M302		6871	110 114	150 155	09/87	10/93	Dump Truck

M278

Ø 135

**M302****M303****M307**

**DOLZ**

Φ

d

C. C.

KW

CV




MAN

L 90/ Lion S Coach/ Comfort

L90 6.100/ L90 8.150/ L90 9.150/ L90 10.150	D 0824 LF/ D 0826 LF/ LF01/ LF02/ LF05/ LF06/ D 0826 LF 214	M303							Turbina/ Impeller Ø125mm
RH 463/ RHC 464	D 2876 LOH 01/ 02/ 03	M642		12816	338	460	01/00		Bus
RHC 414	D 2866 LOH 34	M642		11967	301	410	06/02		Bus
RN 313	D 2866 LUH 20/ 26	M634		11967	228	310	09/96		Bus
RN 353	D 2866 LUH 21	M634		11967	257	350	06/97		Bus

L 2000

6.103/ 6.113		M303							Turbina/ Impeller Ø125mm
8.103 LC/ LLC/ LK	D 0824 FL 01	M642		4580	75	102	10/93	06/96	Platform/Chassis/ Dump Truck
8.113 LC/ LLC/ LRC/ LLRC/ LK/ LRK/ L-KI/ LR-KI	D 0824 LFL 04/ 08	M642		4580	81 83	110 113	09/00		Platform/Chassis/ Dump Truck
8.145 L/ LC/ LLC/ LF/ LK/ LRK/ L-KI/ LR-KI/ LLS/ LLRS/	D 0834 LFL 02	M642		4580	103	140	09/00		Platform/Chassis
8.153 LC/ LAEC/ LLC/ LK/ LAEK/ LLS	D 0824 LFL 01/ 05	M303		4580	114	155	10/93	06/96	Platform/Chassis/ Dump Truck/ Truck Tractor
8.153 LC/ LAEC/ LLC/ LK/ LAEK/ LLS	D 0824 LFL 01/ 05	M642		4580	114	155	10/93	07/97	Platform/Chassis/ Dump Truck/ Truck Tractor
8.163 / LA/ LC/ LAC/ LAEC/ LAERC/ LARC/ LLC/ LF/ LAELF/ LK/ LRK/ L-KI/ LR-KI/ LLS/ LLRS	D 0824 LFL 02/ 06/ 09	M303		4580	114 118	155 160	01/95		Platform/Chassis
8.163 LC/ LAC/ LAEC/ LARC/ LAERC/ LLC/ LRC/ LLRC/ LK/ LAK/ LAEK/ LARK/ LAERK/ LRK/ L-KI/ LR-KI	D 0824 LFL 02/ 06/ 09	M642		4580	114 118	155 160	05/94		
8.163 LC/ LAEC/ LLC/ LRC/ LLRC/ L-LF	D 0824 LFL 07	M642		4580	104	141	08/95		Platform/Chassis/ Dump Truck
8.185 L/ LC/ LLC/ LRC/ LLRC/ LF/ LK/ LAK/ LAEK/ LARK/ LAERK/ LRK/ L-KI/ LR-KI/ LLS/ LLRS	D 0834 LFL 03	M642		4580	132	180	09/00		Platform/Chassis/ Dump Truck/ Truck Tractor

M634**M642**

MAN

**DOLZ**

Φ

∅

C. C.

KW


CV



MAN

L 2000

8.223 LC/ LAEC/ LLC/ LK/ LLS	D 0826 LFL 02/ 06	M642		6871	162 169	220 230	10/93	06/96	Platform/Chassis/ Dump Truck/ Truck Tractor
8.224/ LC/ LAC/ LAEC/ LARC/ LAERC/ LLC/ LRC/ LLRC/ LK/ LAK/ LAEK/ LARK/ LAERK/ LRK/ LLS/ LLRS/ L-KI/ LR-KI	D 0826 LFL 03	M642		6871	162	220	01/95		Platform/Chassis
8.225 LAC/ LAEC/ LARC/ LAERC/ LK/ LAK/ LAEK/ LARK/ LAERK/ LRK/ LLS/ LLRS/ L-KI/ LR-KI/	D 0836 LFL 02	M642		6871	162	220	09/00		Platform/Chassis/ Dump Truck/ Truck Tractor
8.225 LC/ LLC/ LRC/ LLRC	D 0826 LFL 02/10	M642		6871	162	220	09/00		Platform/Chassis
9.145 LC/ LLC/ LRC/ LLRC/ LK/ LRK/ L-KI/ LR-KI/ LLS/ LLRS	D 0834 LFL 02	M642		4580	103	140	09/00		Platform/Chassis
9.153 / LC/ LK/ LLC/ LLS	D 0824 LFL 01/05	M303		4580	114	155	10/93	06/96	Platform/Chassis/ Dump Truck/ Truck Tractor
9.153 LC/ LK/ LLC/ LLS	D 0824 LFL 01/ 05	M642		4580	114	155	10/93	07/97	Platform/Chassis/ Dump Truck/ Truck Tractor
9.163 LC/ LK	D 0824 LFL 07	M642		4580	104	141	08/95	03/97	Platform/Chassis/ Dump Truck
9.163 LC/ LLC/ LRC/ LLRC/ LK/ LRK/ L-KI/ LR-KI/ LLS/ LLRS	D 0824 LFL 02/ 06/ 09	M303		4580	114 118	155 160	05/94		Platform/Chassis/ Truck Tractor
9.163 LC/ LLC/ LRC/ LLRC/ LK/ LRK/ L-KI/ LR-KI/ LLS/ LLRS	D 0824 LFL 02/ 06/ 09	M642		4580	114 118	155 160	05/94		
9.185 LC/ LLC/ LRC/ LLRC/ LK/ LRK/ L-KI/ LR-KI/ LLS/ LLRS	D 0834 LFL 03	M642		4580	132	180	09/00		Platform/Chassis/ Dump Truck/ Truck Tractor
9.223 LC/ LK/ LLC/ LLS	D 0826 LFL 02/ 06	M642		6871	162 169	220 230	10/93	06/96	Platform/Chassis/ Dump Truck/ Truck Tractor
9.224 LC/ LLC/ LRC/ LLRC/ LK/ LRK/ L-KI/ LR-KI/ LLS/ LLRS	D 0826 LFL 03	M642		6871	162	220	05/94		Platform/Chassis
9.225 LC/ LLC/ LRC/ LLRC/ LK/ LRK/ L-KI/ LR-KI/ LLS/ LLRS	D 0836 LFL 02	M642		6871	162	220	09/00		Platform/Chassis/ Dump Truck/ Truck Tractor
10.145 LC/ LLC/ LRC/ LLRC/ LK/ LRK/ L-KI/ LR-KI/ LLS/ LLRS	D 0834 LFL 02	M642		4580	103	140	09/00		Platform/Chassis
10.153 / LC/ LLC/ LK/ LAEK/ LLS	D 0824 LFL 01/ 05	M303		4580	114	155	10/93	06/96	Platform/Chassis/ Dump Truck/ Truck Tractor

M303**M642**

**DOLZ****C. C.****KW****CV**

MAN

L 2000

10.153 LAEK/ LC/ LLC LK/ LLS	D 0824 LFL 01/05	M642		4580	114	155	10/93	07/97	Platform/Chassis/ Dump Truck/ Truck Tractor
10.163 LC/ LAC/ LAEC/ LARC/ LAERC/ LLC/ LLRC/ LRC/ LK/ LAK/ LAEK/ LAERK/ LARK/ LRK/ L-KI/ LR-KI/ LLS/ LLRS	D 0824 LFL 02/ 06/ 09	M303		4580	114 118	155 160	05/94		Platform/Chassis/ Dump Truck
10.163 LC/ LAC/ LAEC/ LARC/ LAERC/ LLC/ LLRC/ LRC/LK/ LAK/ LAEK/ LAERK/ LARK/ LRK/ L-KI/ LR-KI/ LLS/ LLRS	D 0824 LFL 02/ 06/ 09	M642		4580	114 118	155 160	05/94		Platform/Chassis
10.185 LA/ LAE/ LC/ LAC/ LAEC/ LARC/ LAERC/ LLC/ LRC/ LLRC/ LF/ LK/ LAK/ LAEK/ LARK/ LAERK/ LRK/ L-KI/ LR-KI/ LLS/ LLRS	D 0834 LFL 03	M642		4580	132	180	09/00		Platform/Chassis/ Dump Truck/ Truck Tractor
10.223 LC/ LAEC/ LLC/ LK/ LLS	D 0826 LFL 02/ 06	M642		6871	162 169	220 230	10/93	06/96	Platform/Chassis/ Dump Truck/ Truck Tractor
10.224		M303							Turbina/ Impeller Ø125mm
10.224 LC/ LAC/ LAEC/ LAEK/ LARC/ LAERC/ LLC/ LLRC/ LRC/LK/ LAK/ LAERK/ LARK/ LRK/ L-KI/ LR-KI/ LLS/ LLRS	D 0826 LFL 03	M642		6871	162	220	01/95		Platform/Chassis
10.225 LA/ LAE/ LC/ LAC/ LAEC/ LARC/ LAERC/ LLC/ LRC/ LLRC/ LF/ LK/ LAK/ LAEK/ LARK/ LAERK/ LRK/ L-KI/ LR-KI/ LLS/ LLRS	D 0836 LFL 02	M642		6871	162	220	09/00		Platform/Chassis/ Dump Truck/ Truck Tractor
12.185 LC/ LLC	D 0834 LFL 03	M642		4580	132	180	09/99		Platform/Chassis
12.225 LC/ LLC	D 0836 LFL 02	M642		6871	162	220	09/99		Platform/Chassis

M 90/ M 2000

12.152 F/ FK/ FKL/ FLS/ FS	D 0826 F01/ 02	M642		6871	110 114	150 155	12/88	05/94	Platform/Chassis/ Dump Truck/ Truck Tractor
12.192 F/ FA/ FAK/ FK/ FL/ FLS/ FS	D 0826 LF04/ 05/ 07	M303		6871	140	190	07/90	06/96	Platform/Chassis/ Dump Truck/ Truck Tractor
12.192 F/ FK/ FL/ FLS/ FS	D 0826 LF01/ 05/ 07	M642		6871	140 169	190 230	05/90	06/96	Platform/Chassis/ Dump Truck/ Truck Tractor

MAN

**DOLZ**

Φ

d

C. C.

KW


CV



MAN

M 90/ M 2000

12.192 FA/ FAK	D 0826 LF05/ 07	M642		6871	140 198	190 269	10/92	06/96	Platform/Chassis/ Dump Truck
12.222 F/ FA/ FAK/ FK/ FL/ FLS	D 0826 LF11	M642		6871	162	220	05/94	06/96	Platform/Chassis/ Dump Truck/ Truck Tractor
12.232 F/ FA/ FAK/ FK/ FL/ FLS/ FS	D 0826 LF02/ 06/ 08	M303		6871	169	230	08/88	06/96	Platform/Chassis/ Dump Truck/ Truck Tractor
12.232 F/ FK/ FL/ FLS/ FS	D 0826 LF02/ 06/ 08	M642		6871	140 169	190 230	08/88	06/96	Platform/Chassis/ Dump Truck/ Truck Tractor
12.232 FA	D 0826 LF01/ 05/ 07	M642		6871	140 169	190 230	05/90	06/96	Platform/Chassis/ Dump Truck/ Truck Tractor
12.262 F/ FK/ FL/ FS/ FLS	D 0826 LF13	M642		6871	191	260	08/95	06/96	Platform/Chassis/ Dump Truck/ Truck Tractor
12.272 F/ FA/ FAK/ FK/ FL/ FLS/ FS	D 0826 LF04/ 05/ 07	M303		6871	140 198	190 269	10/92	06/96	Platform/Chassis/ Dump Truck/ Truck Tractor
12.272 F/ FK/ FL	D 0826 LF05/ 07	M642		6871	140 198	190 269	10/92	06/96	Platform/Chassis/ Dump Truck
12.272 F/ FK/ FL/ FS/ FLS	D 2865 LF02	M278		9973	198	269	09/91	10/92	Platform/Chassis/ Dump Truck/ Truck Tractor
12.272 FA/ FAK/ FLS/ FS	D 0826 LF04/ 02	M642		6871	198	269	10/92	06/96	Platform/Chassis/ Dump Truck/ Truck Tractor
12.272 F/ FK/ FL/ FLS/ FL	D 2865 LF02	M632		9973	198	269	09/91	10/92	Platform/Chassis/ Dump Truck/ Truck Tractor
14.152 F/ FK/ FL	D 0826 F01/ 02	M642		6871	110 114	150 155	12/88	05/94	Platform/Chassis/ Dump Truck/ Truck Tractor
14.152 F/ FK/ FL/ FS/ FLS	D 0824 LF01	M642		4580	114	155	05/94	06/96	Platform/Chassis/ Dump Truck/ Truck Tractor
14.162 F/ FK/ FL/ FS/ FLS	D 0824 LF02	M642		4580	118	160	08/95	06/96	Platform/Chassis/ Dump Truck/ Truck Tractor
14.192 F/ FK/ FL/ FLS/ FS	D 0826 LF05	M303		6871	140	190	07/90	06/96	Platform/Chassis/ Dump Truck/ Truck Tractor
14.192 F/ FK/ FL/ FS/ FLS	D 0826 LF01/ 05/ 07	M642		6871	140 169	190 230	05/90	06/96	Platform/Chassis/ Dump Truck/ Truck Tractor
14.192 F/ FK/ FL/ FLS/ FS	D 0826 TF	M642		6596	137	186	08/88	06/90	Platform/Chassis/ Dump Truck/ Truck Tractor
14.222 F/ FK/ FL/ FLS	D 0826 LF11	M642		6871	162	220	05/94	06/96	Platform/Chassis/ Dump Truck/ Truck Tractor

M278Ø_r 135**M303****M632****M642****MAN**

**DOLZ**

Φ

d

C. C.

KW

CV



MAN

M 90/ M 2000

14.232 F/ FK/ FL/ FLS/ FS	D 0826 LF02/ 06/ 08	M303		6871	169	230	08/88	06/96	Platform/Chassis/ Dump Truck/ Truck Tractor
14.232 F/ FK/ FL/ FS/ FLS	D 0826 LF02/ 06/ 08	M642		6871	140 169	190 230	08/88	06/96	Platform/Chassis/ Dump Truck/ Truck Tractor
14.232 F/ FL/ FS/ FLS	D 0826 LF/ 217/ Silent	M303		6870	160	218	05/90	04/95	Platform/Chassis/ Dump Truck/ Truck Tractor
14.232 F/ FL/ FS/ FLS	D 0826 LF/ 217/ Silent	M642		6870	160	218	05/90	04/95	Platform/Chassis/ Dump Truck/ Truck Tractor
14.262 F/ FK/ FL/ FS/ FLS	D 0826 LF13	M642		6871	191	260	08/95	06/96	Platform/Chassis/ Dump Truck/ Truck Tractor
14.272 F/ FK/ FL/ FLS/ FS	D 0826 LF04/ 05/ 07	M303		6871	140	190	10/92	06/96	Platform/Chassis/ Dump Truck/ Truck Tractor
14.272 F/ FK/ FL	D 0826 LF05/ 07	M642		6871	140 198	190 269	10/92	06/96	Platform/Chassis/ Dump Truck
14.272 F/ FK/ FL/ FS/ FLS	D 2865 LF02	M278		9973	198	269	09/91	10/92	Platform/Chassis/ Dump Truck/ Truck Tractor
14.272 F/ FK/ FL/ FS/ FLS	D 2865 LF02	M632		9973	198	269	09/91	10/92	Platform/Chassis/ Dump Truck/ Truck Tractor
14.272 FS/ FLS	D 0826 LF02/ 04	M642		6871	198	269	10/92	06/96	Truck Tractor
17.192 F/ FA/ FAK/ FK/ FL/ FLS/ FS	D 0826 TF	M642		6596	137	186	08/88	06/90	Platform/Chassis/ Dump Truck/ Truck Tractor
17.192 F/ FA/ FK/ FL/ FLS/ FS	D 0826 LF01/ 05	M303		6871	140	190	07/90	06/96	Platform/Chassis/ Dump Truck/ Truck Tractor
17.192 F/ FK/ FL/ FLS/ FS	D 0826 LF01/ 05	M642		6871	140	190	07/90	04/95	Platform/Chassis/ Dump Truck/ Truck Tractor
17.192 FA/ FAK	D 0826 LF01/ 05/ 07	M642		6871	140 169	190 230	05/90	06/96	Platform/Chassis/ Dump Truck/ Truck Tractor
17.222 FA/ FAK	D 0826 LF11	M642		6871	162	220	05/94	06/96	Platform/Chassis/ Dump Truck/ Truck Tractor
17.232 F/ FA/ FAK/ FK/ FL/ FLS/ FS	D 0826 LF/ 217/ Silent	M303		6870	160	218	05/90	04/95	Platform/Chassis/ Dump Truck/ Truck Tractor
17.232 F/ FA/ FAK/ FK/ FL/ FLS/ FS	D 0826 LF/ 217/ Silent	M642		6870	160	218	05/90	04/95	Platform/Chassis/ Dump Truck/ Truck Tractor
17.232 F/ FA/ FAK/ FK/ FL/ FLS/ FS	D 0826 LF02/ 06/ 08	M303		6871	169	230	08/88	06/96	Platform/Chassis/ Dump Truck/ Truck Tractor

--	--	--	--	--	--	--	--	--	--

--	--	--	--	--	--	--	--	--	--

--	--	--	--	--	--	--	--	--	--

MAN

**DOLZ**

Φ

d

C. C.

KW

CV




MAN

M 90/ M 2000

17.232 F/ FA/ FAK/ FK/ FL/ FLS/ FS	D 0826 LF02/ 06/ 08	M642		6871	140 169	190 230	08/88	06/96	Platform/Chassis/ Dump Truck
17.272 FLS	D 2865 LF02	M278		9973	198	269	09/91	05/95	Truck Tractor
17.272 FLS	D 2865 LF02	M632		9973	198	269	09/91	05/95	Truck Tractor
18.192 F/ FA/ FK/ FL/ FLL	D 0826 LF01/ 05	M303		6871	140	190	07/90	06/96	Platform/Chassis/ Dump Truck/ Truck Tractor
18.192 F/ FK/ FL/ FLL	D 0826 LF01/ 05/ 07	M642		6871	140 169	190 230	05/90	06/96	Platform/Chassis/ Dump Truck/ Truck Tractor
18.222 F/ FK/ FL/ FLL	D 0826 LF11	M642		6871	162	220	05/94	06/96	Platform/Chassis/ Dump Truck/ Truck Tractor
18.232 F/ FK/ FL/ FLL	D 0826 LF01/ 05/ 07	M642		6871	140 169	190 230	05/90	06/96	Platform/Chassis/ Dump Truck/ Truck Tractor
18.232 F/ FK/ FL/ FLL	D 0826 LF02/ 06/ 08	M303		6871	169	230	05/90	06/96	Platform/Chassis/ Dump Truck
18.262 F/ FK/ FL/ FLL	D 0826 LF13	M642		6871	191	260	08/95	06/96	Platform/Chassis/ Dump Truck/ Truck Tractor
18.272 F/ FK/ FL/ FLL	D 0826 LF04/ 05/ 07	M303		6871	140 198	190 269	10/92	06/96	Platform/Chassis/ Dump Truck/ Truck Tractor
18.272 F/ FK/ FL/ FLL	D 2865 LF02	M278		9973	198	269	09/91	05/94	Platform/Chassis/ Dump Truck
18.272F/ FK/ FL/ FLL	D 0826 LF05/ 07	M642		6871	140 198	190 269	10/92	06/96	Platform/Chassis/ Dump Truck
18.272 F/ FK/ FL/ FLL	D 2865 LF02	M632		9973	198	269	09/91	05/94	Platform/Chassis/ Dump Truck
18.272 F/ FK/ FL/ FLL	D 2865 LF02	M642		9973	198	269	09/91	05/94	Platform/Chassis/ Dump Truck
24.192 FNL/ FNLL/ FVL	D 0826 LF01/ 05/ 07	M303		6871	140	190	07/89	06/96	Platform/Chassis
24.192 FNL/ FNLL/ FVL/	D 0826 LF02/ 06/ 08	M642		6871	140 169	190 230	02/89	06/96	Platform/Chassis/ Dump Truck
24.222 FNL/ FNLL/ FVL	D 0826 LF11	M642		6871	162	220	05/94	06/96	Platform/Chassis/ Dump Truck/ Truck Tractor
24.232 FNL	D 0826 LF/ 217/ Silent	M303		6870	160	218	05/90	04/95	Platform/Chassis/ Dump Truck/ Truck Tractor
24.232 FNL	D 0826 LF/ 217/ Silent	M642		6870	160	218	05/90	04/95	Platform/Chassis/ Dump Truck/ Truck Tractor

M278

∅ 135

**M303****M632****M642**

**DOLZ**

Φ

d

C. C.

KW

CV



MAN

M 90/ M 2000

24.232 FNL/ FNLL/ FVL	D 0826 LF02/ 06/ 08	M303		6871	169	230	02/89	06/96	Platform/Chassis
24.232 FNL/ FNLL/ FVL	D 0826 LF02/ 06/ 08	M642		6871	140 169	190 230	02/89	06/96	Platform/Chassis/ Dump Truck
24.262 FNL/ FNLL/ FVL	D 0826 LF13	M642		6871	191	260	08/95	06/96	Platform/Chassis/ Dump Truck/ Truck Tractor
24.272 FNL/ FNLL/ FVL	D 0826 LF04	M303		6871	198	269	10/92	06/96	Platform/Chassis/ Truck Tractor
24.272 FNL/ FNLL/ FVL	D 0826 LF05/ 07	M642		6871	140 198	190 269	10/92	06/96	Platform/Chassis/ Dump Truck
24.272 FNL/ FVL	D 2865 LF02	M278		9973	198	269	09/91	05/94	Platform/Chassis/ Dump Truck
24.272 FNL/ FVL	D 2865 LF02	M632		9973	198	269	09/91	05/94	Platform/Chassis/ Dump Truck
24.272 FNL/ FVL	D 2865 LF02	M642		9973	198	269	09/91	05/94	Platform/Chassis/ Dump Truck
M2000 11.224/ 12.192/ 12.232/ 13.224/ 14.232/ 15.224		M303							Turbina/ Impeller Ø125mm

M 2000 L

12.163 LC/ LLC/ LRC/ LLRC/ LK/ LRK	D 0824 LFL06/ 09	M642		4580	114	155	08/95		Platform/Chassis/ Dump Truck
12.224 LC/ LLC/ LRC/ LLRC/ LK/ LRK/ 12.225 LK/ LRK	D 0826 LFL03/ 10	M642		6871	162	220	08/95		Platform/Chassis/ Dump Truck
14.163 LC/ LLC/ LRC/ LLRC/ LK/ LRK	D 0824 LFL06/ 09	M642		4580	114	155	08/95		Platform/Chassis/ Dump Truck
14.224 LC/ LAC/ LARC/ LLC/ LLLC/ LRC/ LLRC/ LLLRC/ LK/ LAK/ LARK/ LRK	D 0826 LFL03/ 10	M642		6871	162	220	08/95		Platform/Chassis/ Dump Truck
14.225 LC/ LAC/ LARC/ LLC/ LLLC/ LRC/ LLRC/ LLLRC/ LK/ LAK/ LARK/ LRK	D 0836 LFL02	M642		6871	162	220	09/00		Platform/Chassis/ Dump Truck
14.255 LC/ LLC/ LLLC/ LRC/ LLRC/ LLLRC	D 0836 LFL05	M642		6871	180	245	09/00		Platform/Chassis
14.263/ 14.264 LC/ LAC/ LARC/ LLC/ LLLC/ LRC/ LLRC/ LLLRC/ LK/ LAK/ LARK/ LRK	D 0826 LFL09	M642		6871	191	260	08/95		Platform/Chassis/ Dump Truck

--	--	--	--	--	--	--	--	--	--

--	--	--	--	--	--	--	--	--	--

--	--	--	--	--	--	--	--	--	--

MAN

**DOLZ**

Φ

D

C. C.

KW

CV





MAN

M 2000 L

14.285 LC/ LLC/ LLLC/ LRC/ LLRC/ LLLRC	D 0836 LFL03	M642		6871	206	280	09/00		Platform/Chassis
15.163 LC/ LLC/ LRC/ LK/ LRK	D 0824 LFL06/ 09	M642		4580	114	155	08/95		Platform/Chassis/ Dump Truck
15.224 LC/ LLC/ LLLC/ LRC/ LLRC/ LLLRC/ LK/ LRK	D 0826 LFL03/ 10	M642		6871	162	220	08/95		Platform/Chassis/ Dump Truck
15.225 LC/ LLC/ LLLC/ LRC/ LLRC/ LLLRC/ LK/ LRK	D 0836 LFL02	M642		6871	162	220	09/00		Platform/Chassis/ Dump Truck
15.255/ 18.225 LC/ LLC/ LLLC/ LRC/ LLRC/ LLLRC/ LK/ LRK	D 0836 LFL05	M642		6871	180	245	09/99		Platform/Chassis/ Dump Truck
15.263/ 15.264LC/ LLC/ LLLC/ LRC/ LLRC/ LLLRC/ LK/ LRK	D 0826 LFL09	M642		6871	191	260	08/95		Platform/Chassis/ Dump Truck
15.285 LC/ LLC/ LLLC/ LRC/ LLRC/ LLLRC/ LK/ LRK	D 0836 LFL03	M642		6871	206	280	09/99		Platform/Chassis/ Dump Truck
18.224/ 18.225 LC/ LAC/ LARC/ LLC/ LLLC/ LRC/ LLRC/ LLLRC/ LK/ LAK/ LARK/ LRK	D 0826 LFL03/ 09/ 10	M642		6871	162 191	220 260	08/95		Platform/Chassis/ Dump Truck
18.263/ 18.264 LK/ LAK/ LARK/ LLK/ LRK/ LLRK	D 0826 LFL09	M642		6871	191	260	08/95		Dump Truck
18.285 LC/ LAC/ LLC/ LLLC/ LRC/ LLRC/ LLLRC/ LAK/ LARK	D 0836 LFL03	M642		6871	206	280	09/99		Platform/Chassis/ Dump Truck
M 2000 L	D 0824/ 26 LFL	M641							

M 2000 M

14.224 MC/ MLC/ MLLC/ MK/ MAK/ MLS/ MLRS	D 0826 LF15/ 18	M642		6871	162	220	08/95	12/05	Platform/Chassis/ Dump Truck/Truck Tractor
14.264 MC/ MLC/ MLLC/ MLS/ MLRS	D 0826 LF17	M642		6871	191	260	08/95	12/05	
14.285 MLC/ MLLC	D 0836 LFL03	M642		6871	206	280	09/99	12/05	Platform/Chassis
18.224 MC/ MAC/ MARC/ MLC/ MLLC/ MRC/ MLRC/ MLLRC/ MK/ MAK/ MARK/ MLK/ MRK/ MLRK/ MLS/ MLRS	D 0826 LF15/ 18	M642		6871	162	220	08/95	12/05	Platform/Chassis/ Dump Truck/Truck Tractor
18.264 MC/ MAC/ MARC/ MLC/ MLLC/ MRC/ MLRC/ MLLRC/ MK/ MAK/ MARK/ MLK/ MRK/ MLRK/ MLS/ MLRS	D 0826 LF17	M642		6871	191	260	08/95	12/05	Platform/Chassis/ Dump Truck/Truck Tractor

M303**M617****M628****M634**

**DOLZ**

Φ

d

C. C.

KW

CV



MAN

M 2000 M


25.224 MNLC/ MNLLC/ MNLRC/ MNLLRC/ MVLC	D 0826 LF15/ 18	M642		6871	162	220	08/95	12/05	Platform/Chassis
25.264 MNLC/ MNLLC/ MNLRC/ MNLLRC/ MVLC	D 0826 LF17	M642		6871	191	260	08/95	12/05	Platform/Chassis

NM/ NÜ

NM 152	D 0826 OH02	M642		6871	110	150	05/90	10/93	Bus
NM 182/ NM 192	D 0826 LOH 01	M303		6871	130 140	177 190	05/90	03/97	Bus
NM 182/ NM 192	D 0826 LOH 01	M642		6871	130 140	177 190	11/87	03/97	Bus
NM 222/ NM 223	D 0826 LOH 12/ 15	M642		6871	162	220	08/87		Bus
NÜ 353 15M	D 2866 LUH 21	M634		11967	257	350	07/98		Bus

SD/ SG/ SL/ SM/ SR/ SÜ/ ÜL

SD 200	D 2556 MXUH/ 175/ 192	M617		11045	129 141	175 192	04/74	09/75	Bus
SD 200	D 2556 MXUH/ 175/ 192	M628		11045	129	175	04/74	09/75	Bus
SD 200	D 2566 MUH/ 175	M617		11413	128	174	10/75	04/80	Bus
SD 200	D 2566 MUH/ 192/ 200	M617		11413	141 147	192 200	10/75	11/86	Bus
SD 200	D 2566 MUH/ 220	M617		11413	162	220	06/79	12/86	Bus
SG 220	D 2566 MUM/ 200	M617		11413	147	200	05/80	01/85	Bus
SG 240 HÜ	D 2566 MTUH	M617		11413	206	280	09/81	01/86	Bus
SL 200	D 2566 MUH/ 240	M617		11413	177	241	05/80	01/86	Bus
SL 200	D 2566 MUH-200/ UH-205	M617		11413	147 150	200 204	05/80	04/87	Bus
SM 152	D 0826 OH02	M642		6871	110 114	150 155	11/87	04/94	Bus
SM 182 / SM 192	D 0826 LOH 01	M303		6871	130 140	177 190	11/87	02/95	Bus

M641**M642**

**DOLZ**

Φ

D

C. C.

KW

CV



MAN

SD/ SG/ SL/ SM/ SR/ SÜ/ ÜL



SR 240	D 2566 MUH/ 240	M617		11413	177	241	10/75	06/83	Bus
SR 280 / SR 280 H	D 2566 MTUH	M617		11413	206	280	01/77	11/86	Bus
SR 321 H	D 2566 MKUH/ 320	M617		11413	235	320	03/82	11/86	Bus
SÜ 240	D 2566 MTUH	M617		11413	206	280	11/82	01/86	Bus
SÜ 240	D 2566 MUH/ 240	M617		11413	177	241	10/75	01/86	Bus
SÜ 240	D 2566 MUH-200 UH-205	M617		11413	147 150	200 204	05/80	09/89	Bus
SÜ 272/ ÜL 272	D 2865 LUH02/ D 2865 LUH05	M278		9973	198	270	03/93	05/95	Bus
ÜL 313	D 2866 LUH 20/ 26	M634		11967	228	310	09/96		Bus
ÜL 353	D 2866 LUH 21	M634		11967	257	350	06/97		Bus

TGA

18.310/ 18.320 FC/ FAC/ FHLC/ FLC/ FLLC-N/ FK/ FAK/ FAK-L/ FALK/ FALK-L/ FK-L/ FHLK/ FHLK-M/ FLK/ FLK-M/ FAS/ FALS/ FHLS/ FHLS-M/ FLS/ FLRS/ FLLS/ FLLRS/ FLLW/ FLLW-N	D 2066 LF 04/ 14/ 35/ 39	M642		10518	228 235	310 320	05/04		Platform/Chassis/ Dump Truck/ Truck Tractor
18.310 FC/ FAC/ FARC/ FLC/ FRC/ FLLC/ FLLC-N/ FLLRC/ FK/ FAK/ FAK-L/ FALK/ FLK/ FK-L/ FLRK/ FAS/ FLS/ FLLS/ FLLS-N/ FLS-TS/ FLRS/ FLLRS/ FLLW/ FLLRW	D 2866 LF 26	M307		11967	228	310	09/02		Platform/Chassis/ Dump Truck/ Truck Tractor
18.350/ 18.360 FC/ FAC/ FHLC/ FLC/ FLLC/ FLLRC/ FLLC-N/ FLLW/ FLLW-N	D 2066 LF 03/ 13/ 33/ 38	M642		10518	257 265	350 360	02/04		Platform/Chassis/ Truck Tractor/ Dump Truck
18.350/ 18.360 FC/ FLC/ FLLC/ FLLC-N/ FLLRC/ FLLW/ FLLW-N	D 2066 LF 27	M642		10518	257 265	350 360	02/04		Platform/Chassis/ Truck Tractor/ Dump Truck

M278

Ø 135

**M303****M307****M617**

**DOLZ**

Φ

d

C. C.

KW


CV



MAN

TGA

18.350/ 18.360 FK/ FAK/ FAK-L/ FALK/ FALK-L/ FHLK/ FHLK-M/ FK-L/ FLK/ FLK-M	D 2066 LF 03/ 07/ 13/ 33/ 38	M642		10518	257 265	350 360	02/04		Platform/Chassis/ Truck Tractor/ Dump Truck
18.350 FLS/ FLS-N/ FLS-M/ FLS-TS/ FLLS/ FLLS-N/ FLLRS/ 18.360FAS/ FALS/ FHLS/ FHLS-M	D 2066 LF 03/ 07 08/ 13/ 33/ 38	M642		10518	257 265	350 360	05/04		Platform/Chassis/ Truck Tractor/ Dump Truck
18.360 FC/ FAC/ FARC/ FLC/ FRC/ FLLC/ FLLC-N/ FNLLRC/ FK/ FAK/ FALK/ FAK-L/ FALK-L/ FLK/ FK-L/ FLRK/ FAS/ FALS/ FARS/FLS/ FLLS/ FLLS-N/ FLS-TS/ FLRS/ FLLRS/ FLLW/ FLLRW FNLLRW/ FVLC	D 2866 LF 27	M307		11967	265	360	04/00		Platform/Chassis/ Dump Truck/ Truck Tractor
18.390/ 18.400 FC/ FAC/ FHLC/ FLC/ FLLC/ FLLC-N/ FK/ FK-L/ FAK/ FAK-L/ FALK/ FALK-L/ FHLK/ FHLK-M/ FLK/ FLK-M/ FLLW/ FLLW-N	D 2066 LF 02/ 12/ 26/ 32/ 37	M642		10518	287 294	390 400	05/04		Platform/Chassis/ Dump Truck
18.390 FLS/ FLS-M/ FLS-TS/FLLS/ FLLS-N/ FLLS-M/ FLLRS/ FRS/ FS/ FLS/ FLRS-W/ FNLS	D 2066 LF 02/ 06/ 12/ 32/ 37	M642		10518	287 294	390 400	05/04		Truck Tractor
18.410FAC/ FARC/ FK/ FAK/ FAK-L/ FALK/ FK-L/ FLK/ FLRK/ FAS/ FALS/ FARS/	D 2866 LF 28	M307		11967	301	410	09/02		
18.410 FC/ FLC/ FLRC/ FLLC/ FLLC-N/ FLLW/ FLLRC/ FRC/ FLS/ FLLS/ FLLS-N/ FLS-TS/ FLRS/ FLLRS/ FNLLW/ FNLRC/ FNLLRC/ FVLC	D 2866 LF 28/32	M307		11967	301	410	04/00		
18.430 FC/ FLC/ FHLC/ FLLC/ FLLRC/ FSC/ FK/ FK-M/ FK-L/ FAK/ FALK-L/ FHLK-M/ FLK/ FLK-M/ FAS/ FALS/ FLS/FLS-M/ FLS-TS/ FHLS/ FHLS-M/ FLLS/ FLLS-N/ FLLRS/ FLRS/ FLLW/ FLLRW/ FLLW-N	D 2066 LF 01/ 11 23/ 25/ 31/ 36	M642		10518	316 324	430 440	05/04		Platform/Chassis/ Dump Truck/ Truck Tractor/ Concrete Mixer
18.440 FAS/ FALS/ FHLS/ FHLS-M	D 2066 LF 01/ 11 23/ 25/ 31/ 36	M642		10518	316 324	430 440	05/04		

M634**M642**

**DOLZ**

Φ

∅

C. C.

KW



CV



MAN

TGA

18.460FC/ FLC/ FRC/ FLLC/ FLLC-N/ FLLRC/ FK/ FK-L/ FLK/ FLRK/ FLLW/ FLLRW	D 2876 LF 04/ 07	M307		12816	338	460	04/00		Platform/Chassis/ Dump Tractor
18.460FC/ FLC/ FLLC/ FLLC- N/ FLLRC/ FRC/ FLS/ FLLS/ FLLS-N/ FLS-TS/ FLRS/ FLLRS/ FLLW/ FLLRW	D 2876 LF 04/ 07	M634		12816	338	460	04/00		Platform/Chassis/ Truck Tractor
18.460FK/ FK-L/ FLK/ FLRK	D 2876 LF 07	M634		12816	338	460	12/00		Dump Truck
18.460FLS/ FLLS/ FLLS-N/ FLS-TS/ FLRS/ FLLRS	D 2876 LF 04/ 05/ 07	M307		12816	338 375	460 510	04/00		Truck Tractor
18.480FAS/ FALS/ FARS/ FLS/ FLLS/ FLLS-N/ FLS-TS/ FLRS-WW	D 2876 LF 04/ 07/ 12/ 25	M307		12816	338 353	460 480	09/02		Truck Tractor
18.480FC/ FAC/ FARC/ FLC/ FLLC/ FLLRC/ FLLW/ FLLRW	D 2876 LF 12	M307		12816	353	480	09/02		Platform/Chassis
18.480FC/ FLC/ FHLC/ FLLC/ FLRC/ FLLRC/ FLLW	D 2676 LF 01/ 02/ 03/ 05/ 12/ 14	M307		12412	353	480	01/06		Platform/Chassis
18.480FC/ FHLC/ FLC/ FLLC/ FLLRC/ FLRC/ FK/ FK-L/ FLK/ FHLK/ FHLK-M/ FLLW	D 2676 LF 01/ 05/ 14	M642		12412	353	480	01/06		Platform/Chassis/ Dump Truck
18.480FDS/ FDHS/ FDLs/ FDLRS/ FLS/ FHLS/ FHLS-M/ FLRS-W/ FPLS/ FS-M/ FRS/ FRS-M/ FPLRS/ FNHLS/ FPHLS/ FVHLS	D 2676 LF 01/ 02/ 03/ 05/ 12/ 14/ 25	M642		12412	353	480	06/05		Truck Tractor
18.480FHLS/ FHLS-M	D 2676 LF 01/ 02/ 03/ 05/ 12	M307		12412	353	480	01/06		Truck Tractor
18.480FK/ FK-L/ FAK/ FAK-L/ FALK/ FLK/ FDALK	D 2876 LF 12/ 25	M307		12816	353	480	09/02		Dump Truck
18.480FK/ FK-L/ FLK/ FHLK/ FHLK-M	D 2676 LF 01/ 05	M307		12412	353	480	01/06		Dump Truck
18.510FC/ FLC/ FRC/ FLLC/ FLLC- N/ FLLW/ FLLRC/ FLLRW/ FLS/ FLLS/ FLLS-N/ FLRS/ FLLRS	D 2876 LF 04/ 05/ 07	M307		12816	338 375	460 510	04/00		Platform/Chassis/ Truck Tractor
18.530FAS/ FALS	D 2876 LF 12/ 25	M307		12816	353 390	480 530	04/04		Truck Tractor
18.530FC/ FAC/ FAK/ FALK/ FLC/ FLLC/ FLLC-N/ FLLRC/ FLLRW/ FLLW	D 2876 LF 13	M307		12816	390	530	09/02		Platform/Chassis/ Dump Tractor

M307**M634****M642**

**DOLZ****C. C.****KW****CV**

MAN

TGA

18.530 FLS/ FLLS/ FLLS-N	D 2876 LF 05/ 13	M307		12816	375 390	510 530	09/02		Truck Tractor
19.350 FS/ FRS/ FLS/ FLRS-WW	D 2066 LF 03/ 07/ 08/ 13/ 33/ 38	M642		10518	257 265	350 360	02/04		Platform/Chassis/ Truck Tractor/ Dump Truck
19.360 FS/ FS-M/ FS-WW/ FRS/ FRS-M/ FRS-WW	D 2866 LF 37	M307		11967	265	360	05/04		Truck Tractor
19.360 FS/ FRS/ FLS/ FLRS-WW	D 2066 LF 03/ 07/ 08/ 13/ 33/ 38	M642		10518	257 265	350 360	02/04		Platform/Chassis/ Truck Tractor/ Dump Truck
19.390 FLS/ FLS-TS/ FLS-M/ FLLS/ FLLS-N/ FLLS-M/ FLLRS/ FRS/ FS/ FLS/ FLRS-W/ FNLRS	D 2066 LF 02/ 06/ 12/ 32/ 37	M642		10518	287 294	390 400	05/04		Truck Tractor
19.400 FS-M/ FS-WW/ FLS/ FLRS/ FRS-M/ FRS-WW	D 2066 LF 02/ 06/ 12/ 32/ 37	M642		10518	287 294	390 400	05/04		Truck Tractor
19.410 FS-M/ FS-WW/ FRS-M/ FRS-WW	D 2866 LF 32	M307		11967	301	410	04/04		Truck Tractor
19.430 FS/ FS-M/ FS-WW/ FLS/ FRS/ FLRS	D 2066 LF 01	M642		10518	316 324	430 440	05/04		
19.440 FS/ FS-M/ FS-WW/ FLS/ FRS/ FLRS	D 2676 LF 04	M642		12412	324	440	02/06		Platform/Chassis
19.460 FS-M/ FS-WW/ FRS-M/ FRS-WW	D 2876 LF 07/ 25	M307		12816	338 353	460 480	05/04		Truck Tractor
19.480 FHLS/ FHLS-M/ FLS/ FRS/ FLRS-W/ FS-M/ FRS-M/ FPLS/ FPLRS/ FDHS/ FDS/ FDLS/ FDLRS/ FNHLS/ FPHLS/ FVHLS	D 2676 LF 01/ 02/ 03/ 05/ 12/ 14/ 25	M642		12412	353	480	06/05		Truck Tractor
19.480 FS-M/ FS-WW/ FRS-M/ FRS-WW	D 2876 LF 07/ 25	M307		12816	338 353	460 480	05/04		Truck Tractor
24.350 / 24.360 FNLLC/ FNLLW-N/ FNLLR-W	D 2066 LF 03/ 07/ 08/ 13/ 27/ 33/ 38	M642		10518	257 265	350 360	02/04		Platform/Chassis/ Truck Tractor/ Dump Truck
24.360 FNLLC-N/ FNLLW/ FNLLRW/ FNLLRC	D 2866 LF 27	M307		11967	265	360	09/01		Platform/Chassis/ Dump Truck/ Concrete Mixer
24.390 / 24.400 FNLLC-N/ FNLLW-N/ FNLLRC/ FNLLR-W	D 2066 LF 02/ 12/ 26/ 32/ 37	M642		10518	287 294	390 400	05/04		Platform/Chassis
24.390 / 24.400 FPLS/ FPLRS	D 2066 LF 02/ 06/ 12/ 32/ 37	M642		10518	287 294	390 400	05/04		Truck Tractor
24.410 FNLLC/ FNLLC-N/ FNLLW/ FNLLRW	D 2866 LF 28	M307		11967	301	410	09/01		Platform/Chassis

--	--	--	--	--	--	--	--	--	--

--	--	--	--	--	--	--	--	--	--

--	--	--	--	--	--	--	--	--	--

MAN

**DOLZ**

Φ

D

C. C.

KW


CV



MAN

TGA

24.430 / 24.440 FNLLC-N/ FNLRC/ FNLL-W	D 2066 LF 01/ 11 23/ 25/ 31/ 36	M642		10518	316 324	430 440	05/04		Platform/Chassis/ Dump Truck/ Truck Tractor/ Concrete Mixer
24.430 / 24.440 FC/ FLC/ FLLC/FK/ FK-M/ FK-L/ FAK/ FALK-L/FHLK-M/ FLK/ FLK-M/ FLLRC/ FLLRW/ FLLW/ FLLW-N/ FPLS/ FPLRS/	D 2066 LF 01/ 11 23/ 25/ 31/ 36	M642		10518	316 324	430 440	05/04		Platform/Chassis/ Dump Truck/ Truck Tractor/ Concrete Mixer
24.460 FNLLC-N/ FNLLRC/ FNLLRW/ FNLLW	D 2876 LF 04	M634		12816	338	460	09/01		Platform/Chassis
24.460 FDC/ FDLC/ FDLC-M/ FDLC-WW/ FDRC/ FDLRC- WW/ FNLLC-N/ FNLLRC/ FNLLRW/ FNLLW/ FVLC	D 2876 LF 04/ 07	M307		12816	338	460	01/01		Platform/Chassis
24.480 FHLS/ FHLS-M/ FLS/ FRS/ FLRS-W/ FS-M/ FRS-M/ FPLS/ FPLRS/ FDHS/ FDS/ FDLS/ FDLRS/ FNHLS/ FPHLS/ FVHLS	D 2676 LF 01/ 02 03/ 05/ 12/ 14/ 25	M642		12412	353	480	06/05		Truck Tractor
24.480 FNLLC-N/ FNLLRC/ FNLLW/FNLLRW/ FPLS/ FPLRS	D 2876 LF 12/ 13	M307		12816	353 390	480 530	07/05		Platform/Chassis/ Truck Tractor
24.480 FNLLC-N/ FNLLW-N	D 2676 LF 01/ 02/ 03/ 05/ 12/ 14	M307		12412	353	480	01/06		Platform/Chassis
24.480 FNLLC-N/ FNLLW-N	D 2676 LF 01/ 05/ 12/ 14	M642		12412	353	480	01/06		Platform/Chassis
24.480 FDS/ FDHS/ FDHS-M/ FDHLS/ FDLS/ FDLRS/ FNHLS/ FNLS/ FNLLS/ FNLRS/ FPHLS/ FPLS/ FPLRS/ FVHLS/ FVLS/ FVLRS	D 2676 LF 01/ 02/ 03/ 05/ 12	M307		12412	353	480	01/06		Truck Tractor
24.510 FNLLC-N/ FNLLW/ FNLLRW	D 2876 LF 05	M307		12816	375	510	09/01		Platform/Chassis
24.530 FNLLC-N/ FNLLW/ FNLLRW/ FPLS/ FPLRS	D 2876 LF 12/ 13	M307		12816	353 390	480 530	07/05		Platform/Chassis/ Truck Tractor
24.540 FLLCW-N/ FNLLC-N	D 2676 LF 11/ 13	M642		12412	397	540	01/06		Platform/Chassis
26.310/ 26.320 FD-TM/ FDH/ FDH-TM/ FDHC/ FDHC-M/ FDHK/ FDHS/ FDHS-M/ FNLC/ FNLLC/ FNLRC/ FNLLRC/ FNLLW	D 2066 LF 04/ 14/ 35/ 39	M642		10518	228 235	310 320	06/04		Platform/Chassis/ Dump Truck/ Truck Tractor Concrete Mixer/

M307**M634****M642**

**DOLZ****C. C.****KW****CV**

MAN

TGA

26.310/ 26.320 FDC/ FDC-M/ FDLC/ FDRC-M/ FDK/ FDLK/ FNHLC/ FVLC/ FVHLC/ FVHL-KO	D 2066 LF 04/ 14/ 35/ 39	M642		10518	228 235	310 320	05/04		Platform/Chassis/ Dump Truck/ Truck Tractor
26.310/ 26.320 FDS/ FDS-M/ FDLS/ FDLRS/ FDRS/ FDRS-M/ FNLS/ FNHLS/ FNLLS/ FNLRS/ FNLLRS	D 2066 LF 04/ 14/ 35/ 39	M642		10518	228 235	310 320	05/04		
26.310 FDC/ FDAC/ FDLC/ FDRC/ FDARC/ FDLC-M/ FDLRC/ FDS/ FDAS/ FDLS/ FDLS-M/ FDARS/ FDLRS	D 2866 LF 26	M307		11967	228	310	01/01		
26.310 FDK/ FDAK/ FDLK/ FDRK/ FD-TM/ FDR-TM	D 2866 LF 26	M307		11967	228	310	10/00		
26.310 FNLC/ FNLLC/ FNLLW/ FNLRC/ FNLLRW/ FVLC/ FVLS/ FNLS/ FNLLS/ FPLS/ FPLRS/ FNLRS/ FVLS/ FVLR	D 2866 LF 26/36	M307		11967	228	310	12/00		
26.310 FVL-KO	D 2866 LF 26/ 27/ 36/ 37	M307		11967	228 265	310 360	12/00		General Purpose Vehicle
26.350/ 26.360 FDC/ FDRC/ FDC-M/ FDRC-M/ FDLC/ FDLRC/ FNHLC/ FDHK/ FDHLK/ FDK/ FDLK/ FDRK	D 2066 LF 03/ 07/ 13/ 33/ 38	M642		10518	257 265	350 360	02/04		Platform/Chassis/ Truck Tractor/ Dump Truck
26.350/ 26.360 FDHC/ FDHC-M/ FDLC-WW/ FDLRC/ FDLRC- WW/ FNLC/ FNLLC/ FNLLW/ FNLRC/ FNLLRC/ FPLS/ FPLRS/ FVHL-KO	D 2066 LF 03/ 07/ 08/ 13/ 27/ 33/ 38	M642		10518	257 265	350 360	02/04		Platform/Chassis/ Truck Tractor/ Dump Truck
26.350/ 26.360 FD-TM/ FDH-TM FDS/ FDS-M/ FDHS/ FDHS-M/ FDHLS/ FDLS/ FDLRS/ FDLRS-M/ FDLRS-WW/ FDRS/ FNHLS/ FNLS/ FNLLS/ FNLRS/ FNLLRS/ FPHLS/ FPLS/ FPLRS/ FVL-KO	D 2066 LF 03/ 07/ 08/ 13/ 27/ 33/ 38	M642		10518	257 265	350 360	02/04		Platform/Chassis/ Truck Tractor/ Dump Truck
26.360FDC/ FDLC/ FDLC-M/ FDRC/ FDLRC-WW/ FDAS/ FDARS/ FDLRS/ FDLRS-M/ FDLRS-WW/ FDRS	D 2866 LF 27/ 37	M307		11967	265	360	01/01		Platform/Chassis
26.360FDK/ FDAK/ FDALK/ FDLK/ FDRK/ FDLRK/ FD-TM/ FDR-TM	D 2866 LF 27	M307		11967	265	360	09/02		Platform/Chassis/ Dump Truck/ Truck Tractor

--	--	--	--	--	--	--	--	--	--

--	--	--	--	--	--	--	--	--	--

--	--	--	--	--	--	--	--	--	--

MAN

**DOLZ**

Φ

d

C. C.

KW



CV



MAN

TGA

26.360 FDS/ FDLS/ FDLS-M/ FNLS/ FNLLS/ FPLS/ FPLRS/ FVLS/ FVLRs/ FNLC/ FNLLC/ FNLLRC/ FNLLRW/ FNLLW/ FVLC	D 2866 LF 27/ 37	M307		11967	265	360	09/00		Platform/Chassis/ Truck Tractor
26.390/ 26.400 FDC/ FDHC/ FDHC-M/ FDHLC/ FDRC/ FDLRC/ FDRC-M/ FDL/ FNLC/ FNLLC/ FNLLW/ FNLRC	D 2066 LF 02/ 06/ 12/ 26/ 32/ 37	M642		10518	287 294	390 400	05/04		
26.390/ 26.400 FD-TM/ FDK/ FDL/ FDHK/ FDHLK/ FVHL-KO/ FVL-KO	D 2066 LF 02/ 06/ 12/ 32/ 37	M642		10518	287 294	390 400	06/05		
26.390/ 26.400 FDS/ FDS-M/ FDHS/ FDHS-M/ FDHLS/ FDLS/ FDLRS/ FNHLS/ FPHLS/ FVHLS/ FNLLS/ FNLS/ FNLRs/ FPLS/ FPLRS	D 2066 LF 02/ 06/ 12/ 32/ 37	M642		10518	287 294	390 400	05/04		
26.410 FDC/ FDAC/ FDARC/ FDLC/ FDLC-M/ FDLC-WW/ FDRC-WW/ FDLRC-WW/ FDS/ FDLS/ FDLS-M/ FDLS-WW/ FDRS-WW/ FDLRS-WW	D 2866 LF 28/ 32	M307		11967	301	410	01/01		Platform/Chassis/ Truck Tractor
26.410 FDK/ FDAK/ FDALK/ FDLK/ FDRK/ FDLRK/ FVLC/ FVL-KO/	D 2866 LF 28/ 32	M307		11967	301	410	09/01		
26.410 FDS/ FDAS/ FDARS/ FDARS/ FDLS/ FDLS-M/ FDLS-WW/ FDRS-WW/ FDLRs-WW/ FVLS/ FVLRs	D 2866 LF 28/ 32	M307		11967	301	410	06/01		
26.410 FD-TM/ FDR-TM	D 2866 LF 28	M307		11967	301	410	01/01		Platform/Chassis/ Concrete Mixer
26.410 FNLC/ FNLLC/ FNLRc/ FNLLRC/ FNLS/ FNLLS/ FNLLW/ FPLS/ FPLRS/ FVLC/ FVLS	D 2866 LF 28/ 32	M307		11967	301	410	04/00		Platform/Chassis/ Truck Tractor
26.430/ 26.440 FD-TM/ FDH-TM/ FDHC/ FDHC-M/ FDHLC/ FDHK/ FDHLK/ FDHS/ FDHS-M/ FDHLS/ FVLH-KO	D 2066 LF 01/ 11 31/ 36	M642		10518	316 324	430 440	06/05		Platform/Chassis/ Dump Truck/ Truck Tractor/ Concrete Mixer
26.430/ 26.440 FDS/ FDLS/ FDLS-M/ FDRS/ FDLRS/ FDLRD-WW/ FNLS/ FNHLS/ FNLLS/ FNLRs/ FNLLRS/ FPHLS/ FPLS/ FPLRS/ FVHLS	D 2066 LF 01/ 11 23/ 25/ 31/ 36	M642		10518	316 324	430 440	05/04		Platform/Chassis/ Dump Truck/ Truck Tractor/ Concrete Mixer

M307**M634****M642****MAN**

**DOLZ**

Φ

D

C. C.

KW


CV



MAN

TGA

26.480 FD-TM/ FDAS/ FDALS/ FDARS/ FDS/ FDLS/ FDLS-M/ FDLRS-WW/ FDRS/ FNLS/ FNLLS/ FNLRS/ FPLS/ FVLS	D 2876 LF 04/ 07 12/ 25	M307		12816	338 353	460 480	09/02		Truck Tractor
26.480 FD-TM/ FDH-TM/ FDHC/ FDHC-M/ FDHLC/ FDK/ FDLK/ FDHK/ FDHLK/ FVHL-KO	D 2676 LF 01/ 05	M642		12412	353	480	02/06		
26.480 FNLC/ FNLRC-WW/ FNLLC/ FNLLRC/ FNLLW/ FVLC	D 2676 LF 01/ 02/ 05/ 12/ 14	M642		12412	353	480	02/06		Platform/Chassis
26.510 FDC/ FDC-M/ FDRC/ FDLK/ FDLK-M/ FDLRC/ FNLC/ FNLLC/ FNLLRC/ FNLLW/ FVLC	D 2876 LF 05	M307		12816	375	510	01/01		Platform/Chassis
26.510 FDS/ FDLS/ FDLS-M/ FDRS/ FDLRS	D 2876 LF 05/ 13	M307		12816	375 390	510 530	01/01		Truck Tractor
26.510 FNLS/ FNLLS/ FNLRS/ FPLS/ FVLS	D 2876 LF 04/ 05/ 07	M307		12816	338 375	460 510	04/00		Truck Tractor
26.530 FDC/ FDC-M/ FDAC/ FDALC/ FDLK/ FDLRC	D 2876 LF 13	M307		12816	390	530	01/01		Platform/Chassis
26.530 FDAK/ FDALK/ FDK/ FDLK/ FDLRK	D 2876 LF 13	M307		12816	390	530	09/02		Dump Truck
26.530 FDAS/ FDALS	D 2876 LF 12/ 13	M307		12816	353 390	480 530	07/06		Truck Tractor
26.530 FDS/ FDLS/ FDLS-M/ FDLRS/ FNLS/ FNLLS/ FNLRS/ FPLS/ FVLS/ FVLR	D 2876 LF 05/ 13	M307		12816	375 390	510 530	01/01		Truck Tractor
28.310/ 28.320 FNLC/ FNLLC/ FNLL-LE/ FNLLR-LE	D 2066 LF 04/ 14/ 28/ 39	M642		10518	228 235	310 320	07/06		Platform/Chassis
28.310/ 28.320 FNLC/ FNLLC/ FNLL-LE/ FNLLR-LE/ FNLLRC/ FNLLR-LE	D 2066 LF 04/ 14/ 28/ 39	M307		10518	228 235	310 320	07/06		Platform/Chassis
28.310 FNLC/ FNLLC/ FNLRC/ FNLS/ FNLRS/	D 2866 LF26	M307		11967	228	310	09/02		Platform/Chassis/ Dump Truck/ Truck Tractor
28.350/ 28.360 FNLC/ FNLLC/ FNLL-LE	D 2066 LF 03/ 13/ 38	M642		10518	257 265	350 360	07/06		Platform/Chassis
28.350/ 28.360 FNLC/ FNLLC/ FNLL-LE/ FNLRC/ FNLL-LE	D 2066 LF 03/ 13/ 38	M307		10518	257 265	350 360	07/06		Platform/Chassis

M307**M642**

**DOLZ**

Φ

d

C. C.

KW



CV



MAN

TGA

28.530 FANLC/ FANLK	D 2876 LF 12/ 13	M307		12816	353 390	480 530	07/06		Platform/Chassis/ Dump Truck
28.530 FNLC/ FNLLC/ FNLRC/ FNLS/ FNLRS	D 2876 LF 05/ 13	M307		12816	375 390	510 530	09/02		Platform/Chassis/ Truck Tractor
32.310 FFDC/ FFDLC/ FFDL- RC/ FFDK/ FFDLK/ FFD-TM	D 2866 LF26	M307		11967	228	310	01/02		Platform/Chassis/ Dump Truck/ Truck Tractor
32.350/ 32.360 FFD-TM/ FFDR-TM/ FFDR	D 2066 LF 03/ 07/ 08/ 13/ 33/ 38	M642		10518	257 265	350 360	02/04		Platform/Chassis/ Truck Tractor/ Dump Truck
32.360 FFD-TM/ FFDC/ FFDLC/ FFDLRC/ FFDK/ FFDLK	D 2866 LF27	M307		11967	265	360	01/02		Platform/Chassis/ Dump Truck/ Truck Tractor/ Concrete Mixer
32.390/ 32.400 FFD-TM/ FFDR-TM/ FFDR	D 2066 LF 02/ 12/ 32/ 37	M642		10518	287 294	390 400	05/04		Platform/Chassis/ Concrete Mixer
32.410 FFD-TM/ FFDC/ FFDLC/ FFDR/ FFDLRC/ FFDK/ FFDLK	D 2866 LF28	M307		11967	301	410	01/02		Platform/Chassis/ Dump Truck/ Truck Tractor
32.430/ 32.440 FFD-TM/ FFDR-TM	D 2066 LF 01/ 11/ 31/ 36	M642		10518	316 324	430 440	05/04		Platform/Chassis/ Dump Truck/ Truck Tractor/ Concrete Mixer
32.460 FFD-TM/ FFDC/ FFDLC/ FFDLRC/ FFDK/ FFDLK	D 2876 LF 04	M634		12816	338	460	01/02		Platform/Chassis/ Dump Truck/ Concrete Mixer
32.460 FFD-TM/ FFDC/ FFDLC/ FFDLRC/ FFDK/ FFDLK	D 2876 LF 04/ 07	M307		12816	338	460	01/02		Platform/Chassis/ Dump Truck/ Concrete Mixer
32.480 FFDR	D 2676 LF 01/ 02/ 03/ 05/ 12/ 14	M307		12412	353	480	01/06		Platform/Chassis
32.480 FFD-TM/ FFDC/ FFDLC/ FFDLRC/ FFDK/ FFDLK	D 2876 LF 04/ 12/ 25	M307		12816	338 353	460 480	09/02		Platform/Chassis/ Dump Truck/ Concrete Mixer
32.480 FFD-TM/ FFDR-TM	D 2676 LF 01/ 03/ 05	M307		12412	353	480	02/06		Concrete Mixer
32.480 FFD-TM/ FFDR-TM/ FFDR	D 2676 LF 01/ 05	M642		12412	353	480	02/06		Platform/Chassis/ Concrete Mixer
33.350/ 33.360 FDS/ FDS-M/ FDAS/ FDHS/ FDHS-M/ FDLS/ FDRS	D 2066 LF 03/ 07/ 08/ 13/ 33/ 38	M642		10518	257 265	350 360	06/05		Platform/Chassis/ Truck Tractor/ Dump Truck

M307**M634****M642**

**DOLZ****C. C.****KW****CV**

MAN

TGA

33.350/ 33.360 FDAC/ FDHC/ FDHC-M/ FDK/ FDAK/ FDHK/ FDLK/ FDRK	D 2066 LF 03/ 07/ 08/ 13/ 33/ 38	M642		10518	257 265	350 360	04/05		Platform/Chassis/ Truck Tractor/ Dump Truck
33.350/ 33.360 FDC/ FDC-M/ FDLC/ FDRK	D 2066 LF 27	M642		10518	257 265	350 360	02/04		Platform/Chassis/ Truck Tractor/ Dump Truck
33.360 FDC/ FDC-WW/ FDAC/ FDAC-WW/ FDARC/ FDLC-M/ FDRK-WW/ FDLRC/ FDS/ FDS-WW/ FDAS/ FDAS-WW/ FDLS/ FDRS-WW/ FDLRS	D 2866 LF27/ 37	M307		11967	265	360	09/00		Platform/Chassis/ Dump Truck/ Truck Tractor
33.360 FD-TM/ FDK/ FDK-WW/ FDAK/ FDAK-WW/ FDLK/ FDR-TM/ FDRK-WW	D 2866 LF27	M307		11967	265	360	09/01		Platform/Chassis/ Dump Truck/ Concrete Mixer
33.390/ 33.400 FDC/ FDC-M/ FDAC/ FDHC/ FDHC-M/ FDLC/ FDRK	D 2066 LF 02/ 06/ 12/ 32/ 37	M642		10518	287 294	390 400	05/04		Platform/Chassis/ Dump Truck/ Truck Tractor
33.390/ 33.400 FDK/ FDAK/ FDHK/ FDLK/ FDRK	D 2066 LF 02/ 06/ 12/ 32/ 37	M642		10518	287 294	390 400	05/04		Platform/Chassis/ Dump Truck/ Truck Tractor
33.390/ 33.400 FDS/ FDS-M/ FDAS/ FDHS/ FDHS-M/ FDLS/ FDLRS/ FDRS	D 2066 LF 02/ 06/ 12/ 32/ 37	M642		10518	287 294	390 400	05/04		Platform/Chassis/ Dump Truck/ Truck Tractor
33.410 FDC/ FDC-WW/ FDAC/ FDAC-WW/ FDALC/ FDLC/ FDLRC/ FDRK-WW/	D 2866 LF28/ 32	M307		11967	301	410	04/00		Platform/Chassis/ Truck Tractor/ Concrete Mixer
33.410 FDK/ FDK-WW/ FDAK/ FDAK-WW/ FDALK/ FDLK/ FDRK-WW	D 2866 LF28/ 32	M307		11967	301	410	12/00		Dump Truck/ General Purpose Vehicle
33.410 FD-TM/ FDS/ FDS- WW/ FDAS/ FDAS-WW/ FDLS/ FDLS-M/ FDALS/ FDLRS/ FDRS-WW/ FDR-TM	D 2866 LF28/ 32	M307		11967	301	410	09/02		Platform/Chassis/ Truck Tractor
33.430/ 33.440 FDAC/ FDALC/ FDHC/ FDHC-M/ FDAK/ FDALK/ FDHK/ FDS/ FDS-M/ FDAS/ FDLS/ FDALS/ FDHS/ FDRS/ FDLRD	D 2066 LF 01/ 11/ 23/ 25/ 31/ 36	M642		10518	316 324	430 440	05/04		Platform/Chassis/ Dump Truck/ Truck Tractor/ Concrete Mixer
33.440 FDC/ FDAC/ FDHC/ FDRK	D 2676 LF 04	M642		12412	324	440	06/05		Platform/Chassis

--	--	--	--	--	--	--	--	--	--

--	--	--	--	--	--	--	--	--	--

--	--	--	--	--	--	--	--	--	--

MAN

**DOLZ**

Φ

∅

C. C.

KW



CV



MAN

TGA

33.440 FDK/ FDAK/ FDHK/ FDRK	D 2676 LF 04	M642		12412	324	440	06/05		Dump Truck
33.440 FDS/ FDS-W/ FDAS/ FDAS-W/ FDHS/ FDLS/ FDLS-WW/ FDRS	D 2676 LF 04	M642		12412	324	440	06/05		Truck Tractor
33.460 FDAK-WW	D 2876 LF 07	M307		12816	338	460	09/02		Dump Truck
33.460 FDC/ FDC-WW/ FDLK/ FDLRC/ FDRK/ FDRS	D 2876 LF 04/ 07	M307		12816	338	460	01/02		Platform/Chassis
33.460 FDC/ FDC-WW/ FDLK/ FDLRC/ FDRK/ FDRS	D 2876 LF 04/ 07	M634		12816	338	460	09/02		Platform/Chassis/ Dump Truck/ Truck Tractor
33.460 FDS/ FDAS-WW/ FDLS/ FDLS-M/ FDLRS/ FDRS-WW	D 2876 LF 04/ 07	M307		12816	338 353	460 480	09/02		Truck Tractor
33.460 FD-TM/ FDR-TM	D 2876 LF 04	M634		12816	338	460	01/02		
33.460 FD-TM/ FDR-TM	D 2876 LF 04/ 12/ 25	M307		12816	338 353	460 480	09/02		Concrete Mixer
33.480 FDAK/ FDALK/ FDHK	D 2676 LF 01/ 05	M307		12412	353	480	01/06		Dump Truck
33.480 FDC/ FDC-M/ FDAC/ FDALC/ FDHC/ FDHC-M/ FDLK/ FDLRC	D 2676 LF 01/ 02/ 03/ 05	M642		12412	353	480	01/06		Platform/Chassis
33.480 FDC/ FDC-WW/ FDAC/ FDALC/ FDARC/ FDLK/ FDLRC/ FDRK/ FDRS	D 2876 LF 12/ 25	M307		12816	353	480	09/02		Platform/Chassis
33.480 FDK/ FDK-WW/ FDLK/ FDLRC/ FDRK/ FDRS	D 2676 LF 01/ 02/ 03/ 05	M642		12412	353	480	01/06		Dump Truck
33.480 FDK/ FDK-WW/ FDLK/ FDLRC/ FDRK/ FDRS	D 2876 LF 12/ 25	M307		12816	353	480	09/02		Dump Truck
33.480 FDS/ FDS-M/ FDAS/ FDALS/ FDHS/ FDLS/ FDRS	D 2676 LF 01/ 02/ 03/ 05/ 12	M307		12412	353	480	01/06		Truck Tractor
33.480 FDS/ FDS-WW/ FDAS/ FDALS/ FDARS/ FDLK/ FDLRC/ FDRK/ FDRS	D 2876 LF 04/ 07	M307		12816	338 353	460 480	09/02		Truck Tractor
33.480 FD-TM	D 2876 LF 04/ 12/ 25	M307		12816	338 353	460 480	09/02		Concrete Mixer

M307**M634****M642**

**DOLZ**

Φ

D

C. C.

KW

CV



MAN

TGA

33.480 FDS/ FDHS/ FDLS/ FDLRS/ FHLS/ FHLS-M/ FLS/ FRS/ FLRS-W/ FS-M/ FRS- M/ FPLS/ FPLRS/ FNHLS/ FPHLS/ FVHLS	D 2676 LF 01/ 02/ 03/ 05/ 12/ 14/ 25	M642		12412	353	480	06/05		Truck Tractor
33.510 FDC/ FDC-M/ FDLC/ FDRC/ FDLRC/ FDS/ FDLS-M/ FDRS/ FDLRS-M	D 2876 LF 05/ 13	M307		12816	375 390	510 530	09/02		Platform/Chassis/ Truck Tractor
33.530 FDC/ FDC-M/ FDAC/ FDALC/ FDLC/ FDRC/ FDLRC	D 2876 LF 13	M307		12816	390	530	09/02		Platform/Chassis
33.530 FDK/ FDAK/ FDALK/ FDLK	D 2876 LF 13	M307		12816	390	530	07/03		Dump Truck
33.530 FDS/ FDAS/ FDALS/ FDLS/ FDLS-M/ FDRS/ FDLRS	D 2876 LF 05/ 13	M307		12816	375 390	510 530	09/02		Truck Tractor
35.310/ 35.320 FFD-TM/ FFDC/ FFDLC/ FFDK/ FFDLK/ FVL-KO	D 2066 LF 04/ 14/ 35/ 39	M642		10518	228 235	310 320	02/04		
35.310 FFDK/ FFDLC/ FFDK/ FFDLK	D 2866 LF26	M307		11967	228	310	06/03		Platform/Chassis/ Dump Truck
35.350/ 35.360 FFD-TM/ FFDC/ FFDRC/ FFDLC	D 2066 LF 03/ 07/ 08/ 13/ 33/ 38	M642		10518	257 265	350 360	02/04		Platform/Chassis/ Truck Tractor/ Dump Truck
35.360 FFDK/ FFDLC/ FFDK/ FFDLK	D 2866 LF27	M307		11967	265	360	10/03		Platform/Chassis/ Dump Truck
35.390/ 35.400 FFD-TM/ FFDC/ FFDRC/ FFDLC/ FFDK/ FFDAK/ FFDLK/ FFDK	D 2066 LF 02/ 06/ 12/ 32/ 37	M642		10518	287 294	390 400	02/04		Platform/Chassis/ Dump Truck/ Concrete Mixer
35.410 FFD-TM/ FDNLC/ FFDC/ FFDLC/ FFNLC/ FFDK/ FFDAK/ FFDLK	D 2866 LF28	M307		11967	301	410	10/03		Platform/Chassis/ Dump Truck/ Concrete Mixer
35.430/ 35.440 FFD-M/ FFDK/ FFDLK/ FFDK	D 2066 LF 01/ 11/ 31/ 36	M642		10518	316 324	430 440	02/04		Platform/Chassis/ Dump Truck/ Truck Tractor/ Concrete Mixer
35.460 FFNLC	D 2876 LF 04	M307		12816	338	460	07/06		Platform/Chassis
35.460 FFDK/ FFDLC/ FFDK/ FFDLK	D 2876 LF 04	M634		12816	338	460	01/02		Platform/Chassis/ Dump Truck/ Concrete Mixer
35.460 FFD-TM/ FFDK/ FFDLK/ FFDK/ FFDLK	D 2876 LF 04/ 12	M307		12816	338 353	460 480	10/03		Concrete Mixer/ Platform/ Chassis/ Dump Truck

--	--	--	--	--	--	--	--	--	--

--	--	--	--	--	--	--	--	--	--

--	--	--	--	--	--	--	--	--	--

MAN

**DOLZ**

Φ

d

C. C.

KW



CV



MAN

TGA

35.480 FDNLC/ FFNLC	D 2876 LF 12	M307		12816	353	480	07/06		Platform / Chassis
35.480 FFDK/ FFDARS	D 2876 LF 12/ 13	M307		12816	353 390	480 530	07/06		Dump Truck/ Truck Tractor
35.480 FFDC/ FFDLC	D 2676 LF 01/ 02/ 03/ 05/ 12/ 14	M307		12412	353	480	01/06		Platform / Chassis
35.480 FFD-TM/ FFDC/ FFDLC/ FFDK/ FFDLK	D 2676 LF 01/ 05	M642		12412	353	480	02/04		Platform / Chassis/ Dump Truck/ Concrete Mixer
35.480 FFD-TM/ FFDC/ FFDLC/ FFDK/ FFDLK	D 2876 LF 04/ 12	M307		12816	338 353	460 480	10/03		Platform / Chassis / Dump Truck / Concrete Mixer
35.480 FFD-TM/ FFDK/ FFDLK	D 2676 LF 01/ 05	M307		12412	353	480	02/04		Concrete Mixer/ Dump Truck
35.530 FDNLC/ FFDC/ FFDLC/ FFNLC	D 2876 LF 13	M307		12816	390	530	04/04		Platform/Chassis
35.530 FFDK	D 2876 LF 12/ 13	M307		12816	353 390	480 530	07/06		Dump Truck
35.530 FFD-TM/ FFDK/ FFDLK	D 2876 LF 13	M307		12816	390	530	04/04		Dump Truck/ Concrete Mixer
37.310/ 37.320 FFD-TM/ FFDC/ FFDK	D 2066 LF 04/ 35/ 39	M642		10518	228 235	310 320	05/05		
37.350/ 37.360 FFD-TM/ FFDC/ FFDK	D 2066 LF 03/ 07/ 13/ 33/ 38	M642		10518	257 265	350 360	12/04		Platform/chassis/ Truck Tractor/ Dump Truck
37.390/ 37.400 FFD-TM/ FFDC/ FFDK	D 2066 LF 02/ 06/ 12/ 32/ 37	M642		10518	287 294	390 400	12/04		Platform/Chassis/ Dump Truck Concrete Mixer
37.410 FFD-TM/ FFDC/ FFDK	D 2866 LF28	M307		11967	301	410	12/04		Platform/Chassis/ Dump Truck/ Truck Tractor
37.430/ 37.440 FFD-TM/ FFDC/ FFDK	D 2066 LF 01/ 11/ 31/ 36	M642		10518	316 324	430 440	12/04		
37.460/ 37.480 FFD-TM/ FFDC/ FFDK	D 2876 LF 04/ 07/ 12/ 25	M307		12816	338 353	460 480	12/04		Platform / Chassis / Dump Truck / Concrete Mixer
37.480 FFD-TM/ FFDC/ FFDK	D 2676 LF 01/ 02/ 03/ 05/ 12/ 14	M307		12412	353	480	01/06		Platform / Chassis / Dump Truck / Concrete Mixer
37.480 FFD-TM/ FFDC/ FFDK	D 2676 LF 01/ 05	M642		12412	353	480	02/06		Platform / Chassis / Dump Truck / Concrete Mixer
37.530 FFD-TM/ FFDC/ FFDK	D 2876 LF 13	M307		12816	390	530	04/04		Platform / Chassis / Dump Truck / Concrete Mixer

M307**M642**

**DOLZ**

Φ

∅

C. C.**KW****CV**

MAN

TGA

40.390/ 40.400 FDAK-WW/ FDK-WW/ FDRK	D 2066 LF 02/ 06/ 12/ 32/ 37	M642		10518	287 294	390 400	06/05		Dump Truck
40.390/ 40.400 FDAS-WW/ FDS-WW/ FDRS	D 2066 LF 02/ 06/ 12/ 32/ 37	M642		10518	287 294	390 400	06/05		Truck Tractor
40.410 FDAK-WW/ FDK-WW/ FDAS-WW/ FDS-WW	D 2866 LF28/ 32	M307		11967	301	410	04/04		Platform/Chassis/ Dump Truck/ Truck Tractor
40.430 FDAS-WW/ FDS-WW/ FDAK-WW/ FDRS	D 2066 LF 01/ 11/ 31/ 36	M642		10518	316 324	430 440	06/05		Platform/Chassis/ Dump Truck/ Truck Tractor/ Concrete Mixer
40.440 FDAS-WW/ FDK-WW/ FDRK	D 2066 LF 01/ 11/ 31/ 36	M642		10518	316 324	430 440	06/05		Platform/Chassis/ Dump Truck/ Truck Tractor/ Concrete Mixer
40.440 FDAK-WW/ FDK-WW/ FDRK	D 2676 LF 04	M642		12412	324	440	06/05		Dump Truck
40.440 FDAS/ FDAS-W/ FDS/ FDS-W/ FDHS/ FDLs/ FDLs- WW/ FDRS/ FDLRS-WW	D 2676 LF 04	M642		12412	324	440	06/05		Truck Tractor
40.460 FDAK-WW/ FDK-WW	D 2876 LF 04/ 07/ 12/ 25	M307		12816	338 353	460 480	12/04		Dump Truck
40.460 FDAS-WW/ FDS	D 2876 LF 07/ 25	M307		12816	338 353	460 480	05/04		Truck Tractor
40.480 FDAK-WW/ FDK-WW	D 2876 LF 04/ 07/ 12/ 25	M307		12816	338 353	460 480	12/04		Dump Truck
40.480 FDAK-WW/ FDK-WW/ FDRK	D 2676 LF 02/ 03	M642		12412	353	480	06/05		Dump Truck
40.480 FDAS-WW/ FDS	D 2876 LF 12/ 25	M307		12816	353 390	480 530	04/04		Truck Tractor
40.480 FDS/ FDHS/ FDLs/ FDLRS/ FHLS/ FHLS-M/ FNHLS/ FPHLS/ FS-M/ FLS/ FRS/ FLRS-W/ FPLS/ FPLRS/ FVHLS	D 2676 LF 01/ 02/ 03/ 05/ 12/ 14/ 25	M642		12412	353	480	06/05		Truck Tractor
41.350/ 41.360 FFD-TM/ FFDC/ FFDC-M/ FFDC/ FFDC/ FFDK/ FFDRK	D 2066 LF 03/ 07/ 13/ 33/ 38	M642		10518	257 265	350 360	12/04		Platform/chassis/ Truck Tractor/ Dump Truck
41.360 FFDC/ FFDC-M/ FFDC-WW/ FFDC	D 2866 LF27/ 37	M642		11967	265	360	01/03		Platform/Chassis
41.360 FFDC/ FFDC-M/ FFDC-WW/ FFDC/ FFDK-WW	D 2866 LF27/ 37	M307		11967	265	360	01/03		Platform/Chassis/ Dump Truck

--	--	--	--	--	--	--	--	--	--

--	--	--	--	--	--	--	--	--	--

--	--	--	--	--	--	--	--	--	--

MAN

**DOLZ**

Φ

∅

C. C.**KW****CV**

MAN

TGS

18.320 FK/ FK-L/ FAK/ FAK-L/ FALK/ FALK-L/ FLK/ FLK-M/ FHLK/ FHLK-M	D 2066 LF 28/ 39/ 43	M642		10518	235	320	10/07		Dump Truck
18.320 FC/ FAC/ FLC/ FHLC/ FLLC/ FLRC/ FLLRC/ FLLW/ FLLW-N	D 2066 LF 28/ 39/ 43	M642		10518	235	320	10/07		Platform/Chassis
18.320 FAS/ FLS/ FLS-M/ FLS-TS/ FHLS/ FHLS-M/ FLLS/ FLLS-N/ FLLRS FLRS/ FLRS-M	D 2066 LF 28/ 39/ 43	M642		10518	235	320	10/07		Truck Tractor
18.360 FK/ FK-L/ FAK/ FAK-L/ FALK/ FALK-L/ FHLK/ FLK-M/ FHLK/ FHLK-M	D 2066 LF 27/ 38/ 42	M642		10518	265	360	10/07		Dump Truck
18.360 FAS/ FALS/ FHLS/ FHLS-M/ FLS/ FLS-M/ FLS-TS/ FLLS/ FLLS-N/ FLLRS/ FLRS/ FLRS-M	D 2066 LF 27/ 38/ 42	M642		10518	265	360	10/07		Truck Tractor
18.360 FC/ FAC/ FLC/ FHLC/ FLRC/ FLLC/ FLLRC/ FLLW/ FLLW-N	D 2066 LF 27/ 38/ 42	M642		10518	265	360	10/07		Platform/chassis
18.400 FK/ FK-L/ FAK/ FAK-L/ FALK/ FALK-L/ FHLK/ FHLK-M/ FLK/ FLK-M	D 2066 LF 26/ 37/ 41	M642		10518	294	400	10/07		Dump Truck
18.400 FC/ FAC/ FLC/ FHLC/ FLLC/ FLLRC/ FLLW/ FLLW-N/ FLRC	D 2066 LF 26/ 37/ 41	M642		10518	294	400	10/07		Platform/Chassis
18.400 FAS/ FALS/ FLS/ FLS-M/ FLS-TS/ FHLS/ FHLS-M/ FLLS/ FLLS-N/ FLLRS/ FLRS/ FLRS-M	D 2066 LF 26/ 37/ 41	M642		10518	294	400	10/07		Truck Tractor
18.440 FK/ FK-L/ FAK/ FAK-L/ FALK/ FALK-L/ FHLK/ FHLK-M/ FLK/ FLK-M	D 2066 LF 25/ 36/ 40	M642		10518	324	440	10/07		Dump Truck
18.440 FC/ FAC/ FLC/ FHLC/ FLLC/ FLLRC/ FLLW/ FLLW-N/ FLRC	D 2066 LF 25/ 36/ 40	M642		10518	324	440	10/07		Platform/Chassis

MAN

**DOLZ**

Φ

d

C. C.

KW

CV



MAN

TGS

18.440 FAS/ FALS/ FLS/ FLS-M/ FLS-TS/ FHLS/ FHLS-M/ FLLS/ FLLS-N/ FLRS/ FLRS-M/ FLLRS	D 2066 LF 25/ 36/ 40	M642		10518	324	440	10/07		Truck Tractor
18.480 FC/ FLC/ FLLC/ FLRC/ FLLRC/ FLLW/ FLLW-N	D 2676 LF 05/ 07/ 14	M642		12412	353	480	10/07		Platform/Chassis
18.480 FK/ FK-L/ FLK/ FLK-M	D 2676 LF 05/ 07/ 14	M642		12412	353	480	10/07		Dump Truck
18.480 FLS/ FLS-M/ FLS-TS/ FLLS/ FLLS-N/ FLRS/ FLRS-M/ FLLRS	D 2676 LF 05/ 07/ 14	M642		12412	353	480	10/07		Truck Tractor
18.540 FAK/ FAK-L/ FALK/ FALK-L/ FHLK/ FHLK-M	D 2676 LF 06/ 13	M642		12412	397	540	10/07		Dump Truck
18.540 FC/ FAC/ FLC/ FHLC/ FLRC/ FLLC/ FLLRC/ FLLW/ FLLW-N	D 2676 LF 06/ 13	M642		12412	397	540	10/07		Platform/Chassis
18.540 FAS/ FALS/ FLS/ FLS-M/ FHLS/ FHLS-M/ FLLS/ FLLS-N/ FLLRS/ FLRS/ FLRS-M	D 2676 LF 06/ 13	M642		12412	397	540	10/07		Truck Tractor
24.320 FNLLW-N	D 2066 LF 28/ 43	M642		10518	235	320	10/07		Platform/Chassis
24.360 FNLLW-N/ FPLS/ FPLRS	D 2066 LF 27/ 38/ 42	M642		10518	265	360	10/07		Platform/Chassis/ Truck Tractor
24.400 FNLLW-N/ FPLS/ FPLRS	D 2066 LF 26/ 37/ 41	M642		10518	294	400	10/07		Platform/Chassis/ Truck Tractor
24.440 FNLLW-N/ FPLS/ FPLRS	D 2066 LF 25/ 36/ 40	M642		10518	324	440	10/07		Platform/Chassis/ Truck Tractor
24.480 FPLS/ FPLRS	D 2676 LF 05/ 07/ 14	M642		12412	353	480	10/07		Truck Tractor
24.540 FPLS/ FPLRS	D 2676 LF 06/ 13	M642		12412	397	540	10/07		Truck Tractor

M642**MAN**

**DOLZ****C. C.****KW****CV**

MAN

TGX

18.360 FLC/ FHLC/ FLLC/ FLRC/ FLLRC/ FLLW/ FLLW-N	D 2066 LF 27/ 38/ 42	M642		10518	265	360	10/07		Platform/Chassis/ Truck Tractor
18.360 FLS/ FLS-M/ FLRS/ FLRS-N/ FLLS/ FLLS-N/ FLLRS/ FLLRS-N	D 2066 LF 27/ 38/ 42	M642		10518	265	360	10/07		Truck Tractor
18.400 FLC/ FHLC/ FLLC/ FLRC/ FLLRC/ FLLW/ FLLW-N	D 2066 LF 26/ 37/ 41	M642		10518	294	400	10/07		Platform/Chassis/ Truck Tractor
18.400 FLS/ FLS-M/ FHLS/ FHLS-M/ FLLS/ FLLS-N/ FLRS/ FLRS-N/ FLLRS/ FLLRS-N	D 2066 LF 26/ 37/ 41	M642		10518	294	400	10/07		Truck Tractor
18.440 FLC/ FHLC/ FLLC/ FLRC/ FLLRC/ FLLW/ FLLW-N	D 2066 LF 25/ 36/ 40	M642		10518	324	440	10/07		Platform/Chassis/ Truck Tractor
18.440 FLS/ FLS-M/ FHLS/ FHLS-M/ FLLS/ FLLS-N/ FLRS/ FLRS-N/ FLLRS/ FLLRS-N	D 2066 LF 25/ 36/ 40	M642		10518	324	440	10/07		Truck Tractor
18.480 FLC/ FHLC/ FLLC/ FLRC/ FLLRC/ FLLW/ FLLW-N	D 2676 LF 05/ 07/ 14	M642		12412	353	480	10/07		Platform/Chassis/ Truck Tractor
18.480 FLS/ FLS-M/ FHLS/ FHLS-M/ FLLS/ FLLS-N/ FLRS/ FLRS-N/ FLLRS/ FLLRS-N	D 2676 LF 05/ 07/ 14	M642		12412	353	480	10/07		Truck Tractor
18.540 FLC/ FHLC/ FLLC/ FLRC/ FLLRC/ FLLW/ FLLW-N	D 2676 LF 06/ 13	M642		12412	397	540	10/07		Platform/Chassis/ Truck Tractor
18.540 FLS/ FLS-M/ FHLS/ FHLS-M/ FLLS/ FLLS-N/ FLRS/ FLRS-N/ FLLRS/ FLLRS-N	D 2676 LF 06/ 13	M642		12412	397	540	10/07		Truck Tractor
24.360 FNLLW-N/ FPLS/ FPLRS	D 2066 LF 27/ 38/ 42	M642		10518	265	360	10/07		Platform/Chassis/ Truck Tractor
24.400 FNLLW-N/ FPLS/ FPLRS	D 2066 LF 26/ 37/ 41	M642		10518	294	400	10/07		Platform/Chassis/ Truck Tractor
24.440 FNLLW-N/ FPLS/ FPLRS	D 2066 LF 25/ 36/ 40	M642		10518	324	440	10/07		Platform/Chassis/ Truck Tractor
24.480 FNLLW-N/ FPLS/ FPLRS	D 2676 LF 05/ 07/ 14	M642		12412	353	480	10/07		Platform/Chassis/ Truck Tractor
24.540 FPLS/ FPLRS	D 2676 LF 06/ 13	M642		12412	397	540	10/07		Truck Tractor

--	--	--	--	--	--	--	--	--	--

--	--	--	--	--	--	--	--	--	--

--	--	--	--	--	--	--	--	--	--

MAN

**DOLZ**

Φ

d

C. C.

KW

CV



MAN

TGX

26.320 FNLS/ FNLLS	D 2066 LF 28/ 43	M642		10518	235	320	10/07		Truck Tractor
26.360 FNLC/ FNLLC/ FNLRC/ FNLLRC/ FNLLW	D 2066 LF 27/ 38/ 42	M642		10518	265	360	10/07		Platform/Chassis
26.360 FNLS/ FNLLS/ FNLRS/ FNLLRS/ FPLS/ FPLRS/ FVLS	D 2066 LF 27/ 38/ 42	M642		10518	265	360	10/07		Truck Tractor
26.400 FNLC/ FNLLC/ FNLRC/ FNLLRC/ FNLLW	D 2066 LF 26/ 37/ 41	M642		10518	294	400	10/07		Platform/Chassis
26.400 FNLS/ FNLLS/ FNLRS/ FNLLRS/ FPLS/ FPLRS/ FVLS	D 2066 LF 26/ 37/ 41	M642		10518	294	400	10/07		Truck Tractor
26.440 FNLC/ FNLLC/ FNLRC/ FNLLRC/ FNLLW	D 2066 LF 25/ 36/ 40	M642		10518	324	440	10/07		Platform/Chassis
26.440 FNLS/ FNLLS/ FNLRS/ FNLLRS/ FPLS/ FPLRS/ FVLS	D 2066 LF 25/ 36/ 40	M642		10518	324	440	10/07		Truck Tractor
26.480 FNLC/ FNLLC/ FNLRC/ FNLLRC/ FNLLW	D 2676 LF 05/ 07/ 14	M642		12412	353	480	10/07		Platform/Chassis
26.480 FNLS/ FNLLS/ FNLRS/ FNLLRS/ FPLS/ FPLRS/ FVLS	D 2676 LF 05/ 07/ 14	M642		12412	353	480	10/07		Truck Tractor
26.540 FNLC/ FNLLC/ FNLRC/ FNLLRC/ FNLLW	D 2676 LF 06/ 13	M642		12412	397	540	10/07		Platform/Chassis
26.540 FNLS/ FNLLS/ FNLRS/ FNLLRS/ FPLS/ FPLRS/ FVLS	D 2676 LF 06/ 13	M642		12412	397	540	10/07		Truck Tractor
28.360 FNLC/ FNLS	D 2066 LF 27/ 38/ 42	M642		10518	265	360	10/07		Platform/Chassis/ Truck Tractor
28.400 FNLC/ FNLS	D 2066 LF 26/ 37/ 41	M642		10518	294	400	10/07		Platform/Chassis/ Truck Tractor
28.440 FNLC/ FNLS	D 2066 LF 25/ 36/ 40	M642		10518	324	440	10/07		Platform/Chassis/ Truck Tractor

M642

**DOLZ**

Φ

D

C. C.

KW

CV



MAN

TGX

28.480 FNLC/ FNLS	D 2676 LF 05/ 14	M642		12412	353	480	10/07		Platform/Chassis/ Truck Tractor
28.540 FNLC	D 2676 LF 06/ 13	M642		12412	397	540	10/07		Platform/Chassis
33.360 FDC/ FDC-M/ FDLC/ FDS/ FDS-M/ FDLS/ FDLS-M	D 2066 LF 27/ 38/ 42	M642		10518	265	360	10/07		Platform/Chassis/ Truck Tractor
33.400 FDC/ FDC-M/ FDLC/ FDS/ FDS-M/ FDLS/ FDLS-M	D 2066 LF 26/ 37/ 41	M642		10518	294	400	10/07		Platform/Chassis/ Truck Tractor
33.440 FDC/ FDC-M/ FDLC/ FDS/ FDS-M/ FDLS/ FDLS-M	D 2066 LF 25/ 36/ 40	M642		10518	324	440	10/07		Platform/Chassis/ Truck Tractor
33.480 FDC/ FDC-M/ FDLC/ FDS/ FDS-M/ FDLS/ FDLS-M	D 2676 LF 05/ 07/ 14	M642		12412	353	480	10/07		Platform/Chassis/ Truck Tractor
33.540 FDC/ FDC-M/ FDLC/ FDS/ FDS-M/ FDLS/ FDLS-M	D 2676 LF 06/ 13	M642		12412	397	540	10/07		Platform/Chassis/ Truck Tractor
35.360 FDNLC	D 2066 LF 27/ 38/ 42	M642		10518	265	360	06/08		Platform/Chassis
35.400 FDNLC	D 2066 LF 26/ 37/ 41	M642		10518	294	400	06/08		Platform/Chassis
35.440 FDNLC	D 2066 LF 25/ 36/ 40	M642		10518	324	440	06/08		Platform/Chassis
35.480 FDNLC	D 2676 LF 05/ 14	M642		12412	353	480	06/08		Platform/Chassis
35.540 FDNLC	D 2676 LF 06/ 13	M642		12412	397	540	06/08		Platform/Chassis
41.680 FVDS/ FVDLS	D 2868 LF03/ 05	M642		16200	500	680	10/07		Truck Tractor

--	--	--	--	--	--	--	--	--	--

--	--	--	--	--	--	--	--	--	--

--	--	--	--	--	--	--	--	--	--

MAN

**DOLZ**

Φ

∅

C. C.

KW







CV



MASSEY FERGUSON

20-->3105

20/ 245/ 250/ 254	A3.152 / AD3.152	P311	P351	3152				
35 / 65	A 3152		P351					371735/ 371736-->
35X		P325						212837-->
65	4.192/ 4.203		P315					
65/ 158/ 165/ 175	4.192/ 4.203		P316					
130	4.107	P303						
133 MKIII/ 135 MKIII	D 3152		P351					Diesel 4822574 -->
147/ 165/ 168/ 178	4212/ 4236/ 4248 D	P310	P359					Diesel 24846991-->
148/ 230/ 240/ 247/ 250/ 260/ 350/ 355/ 550/ 644/ 2135/ 2500/ 4500	3152/ T 3152		P351					Diesel -->522354
165	4192/ 4203	P355	P315			60	64	
168/ 185/ 487/ 575/ 590/ 675/ 690	4.212/ 4.236/ 4.248		P359					
175	4.212/ 4.236/ 4.248		P359			60	64	
188	4.212/ 4.236/ 4.248		P359					
243	3152		P351			71		Diesel -->1525276
250/ 300	4.212/ 4.236/ 4.248		P354					Diesel -->193552
265	4.212/ 4.236/ 4.248		P359					
275	4.212/ 4.236/ 4.248		P359					
290	4.212/ 4.236/ 4.248		P359			64	67	
365/ 375	4.212/ 4.236/ 4.248		P359					658915/ 658916-->

D301**P301****P303****P310****P325****P351****P354****P355**

**DOLZ**

Φ

d

C. C.

KW

CV









MASSEY FERGUSON

20-->3105

565	4.212/ 4.236/ 4.248		P359						Diesel
2095/ 3105	Deutz		D301						
3050/ 3060	4.212/ 4.236/ 4.248		P359						Diesel -->212836
Export 178/ 185/ 188	4.212/ 4.236/ 4.248	P314	P354						
	A4.203/ A4.192	P301							

Cosechadora/ Tractor

296/ 297/ 299	QB20B 6354/4		P361						6 Cil/cyl. Maxion
1175/ 1175 DS / 3640/ 5650	A 6354/4		P361						6 Cil/cyl. M.ferguson
M6245/ M6255	Green Engine	P368							
MF 22 C/ MF 220			P398						Eje largo Long axis 198,65mm

P311**P314****P315****P316****P359****P361****P368****P398****MASSEY FERGUSON**

**DOLZ**

Φ

d

C. C.

KW

CV



MERCEDES BENZ

Actros

1831/ AK/ K/ L/ LS/ S/ 1835/ L/ LS/ S/ 1840/ AK/ K/ L/ LS/ S	OM 541.920/ 922/ 923/ 924/ 925/ 926/ 941/ 942/ 944	M625		11946	230 290	312 394	04/97	10/02	Platform/Chassis/ Dump Truck/ Truck Tractor
1831/ AK/ K/ L/ LS/ S/ 1835/ AK/ K/ LS/ S	OM 541.920/ 922/ 926/ 927/ 941/ 942/ 943	M624		11946	230 260	313 354	04/96	10/02	Platform/Chassis/ Dump Truck/ Concrete mixer/ Truck Tractor
1840/ AK/ K/ L/ LS/ S	OM 541.923/ 924/ 944	M624		11946	290	394	04/96	10/02	Platform/Chassis/ Truck Tractor
1843 /AK/ K/ L/ LS/ S	OM 541.921/ 925/ 946/ 947/ 948	M624		11946	315 335	428 456	04/96	10/02	Platform/Chassis/ Dump Truck/ Concrete mixer/ Truck Tractor
1843/ L/ LS/ S	OM 541.923/ 925/ 946	M625		11946	290 315	394 428	04/96	10/02	Platform/Chassis/ Truck Tractor
1848/ AK/ K/ L/ LS/ S/ 1853/ L/ LS/ S	OM 542.920/ 921/ 925	M625		15928	350 390	476 530	04/96	10/02	Platform/Chassis/ Dump Truck/ Truck Tractor
1848LS/ S / 1853LS/ S	OM 542.920/ 921/ 925	M624		15928	350 390	476 530	04/96	10/02	Platform/Chassis/ Dump Truck/ Truck Tractor
1857L/ LS	OM 542.922	M624		15928	420	571	04/97	10/02	Platform/Chassis/ Truck Tractor
1857L/ LS	OM 542.922	M625		15928	420	571	04/97	10/02	Platform/Chassis/ Truck Tractor
2031/ A/ AK/ K/ S/ 2035A/ LS/ 2531LS	OM 541.920/ 922/ 926/ 927/ 941/ 942/ 943	M624		11946	230 260	313 354	04/96	10/02	Platform/Chassis/ Dump Truck/ Concrete mixer/ Truck Tractor
2031/ A/ K/ AS/ S	OM 541.920/ 924/ 923/ 926/ 941	M625		11946	230 290	312 394	04/97	10/02	Platform/Chassis/ Dump Truck/ Truck Tractor
2035A/ LS/ S	OM 541.922/ 927/ 942/ 943	M625		11946	260	354	04/97	10/02	Platform/Chassis/ Truck Tractor
2040	OM 541.923/ 925	M625		11946	290 315	394 428	04/96	10/02	Platform/Chassis
2040/ AK/ 2540LS	OM 541.923/ 924/ 944	M624		11946	290	394	04/96	10/02	Platform/Chassis/ Dump Truck
2043AS/ 2543LS	OM 541.921/ 925/ 946/ 947/ 948	M624		11946	315 335	428 456	04/96	10/02	Platform/Chassis/ Dump Truck/ Concrete mixer/ Truck Tractor
2043AS/ 2543LS	OM 541.925/ 946	M625		11946	315	428	04/96	10/02	Truck Tractor

M624

without retarder

M625

with retarder

MERCEDES BENZ

**DOLZ**

Φ

∅

C. C.

KW

CV



MERCEDES BENZ

Actros

2048AS/ 2548LS/ 2553LS	OM 542.920/ 921/ 925	M624		15928	350 390	476 530	04/96	10/02	Platform/Chassis/ Dump Truck/ Truck Tractor
2048AS/ 2548LS/ 2553LS	OM 542.920/ 921/ 925	M625		15928	350 390	476 530	04/96	10/02	Truck Tractor
2531LS	OM 541.920/ 926	M625		11946	230	313	04/96	10/02	Truck Tractor
2535LS	OM 541.922/ 942	M625		11946	260	354	04/96	10/02	Truck Tractor
2540LS	OM 541.923/ 944	M625		11946	290	394	04/96	10/02	Truck Tractor
2657S	OM 542.922	M624		15928	420	571	04/97	10/02	Truck Tractor
2657S	OM 542.922	M625		15928	420	571	04/97	10/02	Truck Tractor
3231K/ 3240K/ 3331B/ 3335B/ 3340AK/ K	OM 541.920/ 922/ 923/ 924/ 926/ 941	M625		11946	230 290	312 394	04/97	10/02	Dump Truck
3231K/ 3331B/ 3335B/ K	OM 541.920/ 922/ 926/ 927/ 941/ 942/ 943	M624		11946	230 260	313 354	04/96	10/02	Platform/Chassis/ Dump Truck/ Concrete mixer/ Truck Tractor
3235/ 3335	OM 541.922/ 927/ 943	M625		11946	260	354	04/97	10/02	Platform/Chassis
3240/ 3340B/ 3343/ AS/ B/ S	OM 541.921/ 923/ 924/ 925/ 944/ 946	M625		11946	290 315	394 428	04/97	10/02	Platform/Chassis/ Truck Tractor/ Concrete Mixer
3240/ K/ 3340/ A/ AK/ AS/ B/ K/ S	OM 541.923/ 924/ 944	M624		11946	290	394	04/96	10/02	Platform/Chassis/ Dump Truck/ Concrete mixer/ Truck Tractor
3243/ 3346	OM 541.925/ 946/ 948	M625		11946	315 335	428 456	04/97	10/02	Platform/Chassis
3243/ K 3343/ AK/ AS/ B/ K/ S /3346	OM 541.921/ 925/ 946/ 947/ 948	M624		11946	315 335	428 456	04/96	10/02	Platform/Chassis/ Dump Truck/ Concrete mixer/ Truck Tractor
3335S/ 3340/ A/ AS/ S	OM 541.922/ 923/ 924/ 944	M625		11946	260 290	354 394	04/97	10/02	Platform/Chassis/ Truck Tractor
3348/ AK/ AS/ K/ S/ 3353/ AS/ S	OM 542.920/ 921/ 925	M625		15928	350 390	476 530	04/97	10/02	Platform/Chassis/ Dump Truck/ Truck Tractor
3348S/ AS/ 3353S	OM 542.920/ 921/ 925	M624		15928	350 390	476 530	04/96	10/02	Platform/Chassis/ Dump Truck/ Truck Tractor
3357/ S	OM 542.922	M624		15928	420	571	04/97	10/02	Platform/Chassis/ Truck Tractor

MERCEDES BENZ

**DOLZ****C. C.****KW****CV**

MERCEDES BENZ

Actros

3357/ S	OM 542.922	M625		15928	420	571	04/97	10/02	Platform/Chassis/ Truck Tractor
4140AK/ B/ K	OM 541.923/ 924	M624		11946	290	394	04/97	10/02	Dump Truck/ Concrete Mixer
4140AK/ K	OM 541.920/ 923/ 924/ 926/ 941	M625		11946	230 290	312 394	04/97	10/02	Dump Truck
4140B	OM 541.923/ 925	M625		11946	290 315	394 428	04/97	10/02	Concrete Mixer
4143AK/ K	OM 541.921/ 925/ 946/ 947/ 948	M624		11946	315 335	428 456	04/96	10/02	Platform/Chassis/ Dump Truck/ Concrete mixer/ Truck Tractor
4148K/ AK	OM 542.921/ 925	M625		15928	350	476	04/97	10/02	Dump Truck

Actros MP2/ MP3

1832AK/ K/ 2032K/ AK/ 3231K/ 3232K/ 3331K/ AK/ 3332K/ AK	OM 541.920/ 940/ 941/ 970/ 971	M624		11946	230 235	313 320	04/03		Dump Truck
1832AK/ K/ 2032K/ AK/ 3231K/ 3232K/ 3331K/ AK/ 3332K/ AK	OM 541.920/ 940/ 970/ 971	M625		11946	230 235	313 320	04/03		Dump Truck
1832LS/ LLS/ 2032AS/ S/ 2632LS/ 3331S/ 3332S	OM 541.920/ 926/ 940/ 941/ 970	M624		11946	230 235	313 320	04/03		Truck Tractor
1832LS/ LLS/ 2032S/ AS/ 2632LS/ 3331S/ 3332S	OM 541.920/ 926/ 940/ 941/ 970	M625		11946	230 235	313 320	04/03		Truck Tractor
1832L/ LL/ 2032/ A/ AE/ 2532/ L/ LL/ 2632L/ LL/ 3331/ A/ 3332/ A	OM 541.920/ 926/ 940/ 941/ 970/ 971	M624		11946	230 235	313 320	04/03		Platform/Chassis
1832L/ L/ LL/ 2032/ A/ AE/ 2532/ L/ LL/ 2632L/ L/ LL/ 3331/ A/ 3332/ A	OM 541.920/ 926/ 940/ 941/ 970/ 971	M625		11946	230 235	312 320	04/03		Platform/Chassis
1835AK/ K/ 1836AK/ K/ 3335K/ 3336K	OM 541.922/ 927/ 942	M625		11946	260 265	354 360	04/97	10/02	Dump Truck
1836AK/ K/ 3336K	OM 541.942	M624		11946	260 265	354 360	04/03		Dump Truck
1836LS/ LLS/ 2036AS/ S/ 2636LS/ 3336S	OM 541.927/ 942/ 943/ 972	M624		11946	260 265	354 360	04/03		Truck Tractor

M624

without retarder

M625

with retarder

MERCEDES BENZ

**DOLZ****C. C.****KW****CV**

MERCEDES BENZ

Actros MP2/ MP3

1836LS/ LLS/ 2036AS/ S/ 2636LS/ 3336S	OM 541.927/ 942/ 943/ 972	M625		11946	260 265	354 360	04/03		Truck Tractor
1836/ L/ LL/ 2036/ A/ AE/ 2536/ L/ LL/ 2636/ L/ LL/ 3336/ A	OM 541.922/ 927/ 942/ 943/ 972/ 973	M624		11946	260 265	354 360	04/03		Platform/Chassis
1836/ L/ LL/ 2036/ A/ AE/ 2536/ L/ LL/ 2636/ L/ LL/ 3336/ A	OM 541.922/ 927/ 942/ 943/ 972/ 973	M625		11946	260 265	354 360	04/03		Platform/Chassis
1843AK/ K/ 3243K/ 3343K/ AK/ 4143K/ AK/ 4144K	OM 541.921/ 925/ 946/ 947/ 976	M625		11946	315 320	428 435	04/97	10/02	Dump Truck
1846AK/ K	OM 541.948/ 980/ 981	M624		11946	335	456	04/03		Dump Truck
1846AK/ K	OM 541.948/ 980/ 981	M625		11946	335	456	04/03		Dump Truck
1846LS/ LLS/ 2046S/ 2646S/ LS/ 3346S	OM 541.948/ 980	M624		11946	335	456	04/03		Truck Tractor
1846LS/ LLS/ 2046S/ 2646S/ LS/ 3346S	OM 541.948/ 980	M625		11946	335	456	04/03		Truck Tractor
1846/ L/ LL/ 2046/ 2546/ L/ LL/ 2646/ L/ LL/ 3346	OM 541.948/ 980	M624		11946	335	456	04/03		Platform/Chassis
1846/ L/ LL/ 2046/ 2546/ L/ LL/ 2646/ L/ LL/ 3346	OM 541.948/ 980	M625		11946	335	456	04/03		Platform/Chassis
1850/ 1851AK/ K	OM 542.940/ 960	M624		15928	370 375	503 510	04/03		Dump Truck
1850/ 1851AK/ K	OM 542.940/ 960	M625		15928	370 375	503 510	04/03		Dump Truck
1850/ 1851LS/ LLS/ 2050S/ 2650S/ LS/ 3351S	OM 542.940/ 941/ 960	M624		15928	370 375	503 510	04/03		Truck Tractor
1850/ 1851LS/ LLS/ 2050S/ 2650S/ LS/ 3351S	OM 542.940/ 941/ 960	M625		15928	370 375	503 510	04/03		Truck Tractor
1850/ 1851/ L/ LL/ 2650/ L/ 2651/ L/ LL/ 3350/ 3351	OM 542.940/ 960	M624		15928	370 375	503 510	04/03		Platform/Chassis
1850/ 1851/ L/ LL/ 2650/ L/ 2651/ L/ LL/ 3350/ 3351	OM 542.940/ 960	M625		15928	370 375	503 510	04/03		Platform/Chassis
1854LS/ 2654S/ LS	OM 542.942	M624		15928	395	537	04/03		Truck Tractor
1854LS/ 2654S/ 2654LS	OM 542.942	M625		15928	395	537	04/03		Truck Tractor

MERCEDES BENZ

**DOLZ****C. C.****KW****CV**

MERCEDES BENZ

Actros MP2/ MP3

1854/ L/ 2654/ L/ 2655/ L/ LL/ 3354/ 3355	OM 542.942	M624		15928	395 405	537 551	04/03		Platform/Chassis
1854/ L/ 2654/ L/ 2655/ L/ LL/ 3354/ 3355	OM 542.942/ 962	M625		15928	395 405	537 551	04/03		Platform/Chassis
1858LS	OM 542.944	M624		15928	425	578	10/02		Truck Tractor
1858LS	OM 542.944	M625		15928	425	578	10/02		Truck Tractor
1858/ L/ 2658L/ 3348/ S	OM 542.921/ 944	M624		15928	350 425	476 578	04/03		Platform/Chassis
1858/ L/ 2658L/ 3348/ S	OM 542.921/ 944	M625		15928	350 425	476 578	04/03		Platform/Chassis
2041AS/ S/ 3341S	OM 541.923/ 924/ 944/ 974	M624		11946	290 300	394 408	04/03		Truck Tractor
2041AS/ S/ 3341S	OM 541.923/ 924/ 944/ 974	M625		11946	290 300	394 408	04/03		Truck Tractor
2044AS/ S	OM 541.921/ 925/ 946/ 947/ 976	M624		11946	315 320	428 435	04/03		Truck Tractor
2044AS/ S	OM 541.921/ 925/ 946/ 947/ 976	M625		11946	315 320	428 435	04/03		Truck Tractor
4140AK/ K	OM 541.923/ 944	M624		11946	290 300	394 408	04/03		Dump Truck
4140AK/ K	OM 541.923/ 944	M625		11946	290 300	394 408	04/03		Dump Truck
4144K	OM 541.925/ 946/ 976	M624		11946	315 320	428 435	04/03		Dump Truck

Atego


	OM 904 LA/ 915/ 946/ 947/ 971/ 975	M645							
	OM 906 LA (911 --> 991)	M645							
	OM 924 LA/ 915/ 932	M645							

M624

without retarder

M625

with retarder

M630**M643****MERCEDES BENZ**

**DOLZ**

Φ

D

C. C.

KW

CV



MERCEDES BENZ

Atego

	OM 926 LA/ 911/ 915/ 929	M645								
717/ 817/ L/ 917/ L/ 1017/ A/ L/ 1217/ L/ 1317/ A/ L/ 1517/ A/ L	OM 904.911/ 917	M643		4250	125	170	01/98	10/04	Platform / chassis 4x2/ 4x4/ 6x2/ 6x4/ 6x6	
817K/ 917K/ 1017AK/ 1217K/ 1317K/ 1317AK/ 1517K	OM 904.911/ 917	M643		4250	125	170	01/98	10/04	Dump Truck 4x2/ 4x4/ 6x2/ 6x4	
917AF/ 1017K/ KO/ 1018KO/ 1217KO/ 1317KO/ LKO/ 1318KO/ LKO	OM 900.913/ OM 904.911/ 917	M643		4250	125	170	01/98	10/04	General Purpose Vehicle 4x2/ 4x4/ 6x2/ 6x4	
1228/ L/ 1238/ L/ 1528/ L	OM 906.911	M643		6370	205	279	01/98	10/04	Platform / chassis 4x2/ 4x4/ 6x2/ 6x4/ 6x6	
1328AF/ F/ 1528AF/ F	OM 906.911	M643		6370	205	279	01/98	10/04	General Purpose Vehicle 4x2/ 4x4/ 6x2/ 6x4	
1328LS/ 1823LS/ 1828LS	OM 906.911/ 920/ 921	M643		6370	170 205	231 279	05/98	09/04	Truck Tractor 4x2	
1823/ K/ 1823L/ LS/ 2523L	OM 906.920/ 925	M630		6370	170	231	05/98	09/04	Dump Truck	
1823/ L/ 2523L	OM 906.920/ 925	M643		6370	170	231	01/98	09/04	Platform / chassis 4x2/ 4x4/ 6x2/ 6x4/ 6x6	
1823K	OM 906.920	M643		6370	170	231	05/98	09/04	Dump Truck 4x2/ 4x4/ 6x2/ 6x4	
1828/ A/ AK/ K/ L/ LS/ 2628/ B/ K	OM 906.921/ 923/ 926	M630		6370	205	279	05/98	09/04	Platform/Chassis	
1828/ L/ 2528L/ 2628	OM 906.921/ 926	M643		6370	205	279	05/98	09/04	Platform / chassis 4x2/ 4x4/ 6x2/ 6x4/ 6x6	
1828K/ 2628K	OM 906.921	M643		6370	205	279	05/98	09/04	Dump Truck 4x2/ 4x4/ 6x2/ 6x4	
2528L	OM 906.923 LA	M630			205	280				
2628B	OM 906.921	M643		6370	205	279	05/98	09/04	Concrete Mixer 6x4	

M645**MERCEDES BENZ**

**DOLZ**

Φ

D

C. C.

KW

CV



MERCEDES BENZ

Atego 2


822/ L/ 922/ L/ 1022/ L/ 1222/ L/ 1322/ L/ LS/ 1522/ L	OM 924.920	M643		4801	160	218	10/04		Platform / chassis 4x2/ 4x4/ 6x2/ 6x4/ 6x6/ Truck Tractor 4x2
822K/ 922K/ 1022K/ 1322K/ 1522K	OM 924.920	M643		4801	160	218	10/04		Dump Truck 4x2/ 4x4/ 6x2/ 6x4
823/ L/ 824/ L/ 923/ L/ 924/ L/ 1023/ A/ L/ 1024/ A/ L/ 1323/ A/ L/ 1324/ A/ L/ 1523/ A/ L/ 1524/ A/ L	OM 902.916	M643		6374	170	231	01/98		Platform / Chassis 4x2/ 4x4/ 6x2/ 6x4/ 6x6
823/ L/ 824/ L/ 923/ L/ 924/ L/ 1023/ A/ L/ 1024/ A/ L/ 1323/ A/ L/ 1324/ A/ L/ 1523/ A/ L/ 1524/ A/ L	OM 906.915	M643		6374	170	231	01/98		Platform / chassis 4x2/ 4x4/ 6x2/ 6x4/ 6x6
1228/ L/ 1229/ L/ 1328/ L/ LS/ 1329/ L/ LS/ 1528/ L/ 1529/ L	OM 902.918	M643		6374	205	279	10/04		Platform /Chassis 4x2/ 4x4/ 6x2/ 6x4/ 6x6/ Truck Tractor 4x2
1228/ L/ 1229/ L/ 1328/ L/ LS/ 1329/ L/ LS/ 1528/ L/ 1529/ L	OM 906.911	M643		6374	205	279	10/04		Platform / chassis 4x2/ 4x4/ 6x2/ 6x4/ 6x6/ Truck Tractor 4x2
1328LS/ 1329LS	OM 906.916	M643		6374	170 205	231 279	10/04		Truck Tractor 4x2

Axor

1823/ 2523/ 2528/ 2623L/ 2628L/ 3228C	OM 906.920/ 921	M643		6374	170 205	231 279	01/02	10/04	Platform/Chassis 4x2/ 4x4/ 6x2/ 6x4/ 6x6
1823K/ 2523K/ 2628K	OM 906.920/ 921	M643		6374	170 205	231 279	01/02	10/04	Dump Truck 4x2/ 4x4/ 6x2/ 6x4
2628B	OM 906.921	M643		6374	205	279	01/02	10/04	Concrete Mixer 6x4

M278

Ø 135

**M614****M626****M643****MERCEDES BENZ**

**DOLZ**

Φ

d

C. C.

KW

CV



MERCEDES BENZ

Axor 2


1823/ L/ 1824/ L/ LL	OM 902.913/ 920	M643		6374	170	231	10/04		Platform/Chassis 4x2/ 4x4/ 6x2/ 6x4/ 6x6
1823K/ 1824K	OM 902.913/ 920	M643		6374	170	231	10/04		Dump Truck 4x2/ 4x4/ 6x2/ 6x4
1823LS/ 1824LS	OM 902.913/ OM 906.920	M643		6374	170	231	10/04		Truck Tractor 4x2
1828/ L/ 1829/ L/ LL/ 2528L/ 2529L/ 2628/ 2629	OM 902.915/ OM 906.921/ 926	M643		6374	205	279	10/04		Platform/Chassis 4x2/ 4x4/ 6x2/ 6x4/ 6x6
1828K/ 1829K/ 2628K/ 2629K	OM 902.915/ OM 906.921/ 926	M643		6374	205	279	10/04		Dump Truck 4x2/ 4x4/ 6x2/ 6x4
1833/ A/ L/ LL/ 2533L/ 2633	OM 926.913	M643		7201	240	326	10/04		Platform/Chassis 4x2/ 4x4/ 6x2/ 6x4/ 6x6
1833K/ AK/ 2633K	OM 926.913	M643		7201	240	326	10/04		Dump Truck 4x2/ 4x4/ 6x2/ 6x4
1833LS	OM 926.913	M643		7201	240	326	10/04		Truck Tractor 4x2
2628B/ 2629B	OM 902.915/ OM 906.921/ 926	M643		6374	205	279	10/04		Concrete Mixer 6x4
2633B	OM 926.913	M643		7201	240	326	10/04		Concrete Mixer 6x4

BGH/ BGU/ BH/ BM/ BU/ Citaro

BGH 4-23/ BGU-25/ BH 3-N/ BU 5-25	BM 951/ 952	M626							
BM 355/ BM 355A		M614							
Citaro/ CitaroG/ CitaroN (O 530)	OM 906.901/ 921/ 930/ 960/ 961/ 962/ 963	M644		6374	180 205	245 279	01/98		Bus 4x2

Ecoliner/ Econic

1823LL/ 1828LL/ 2628/ LL	OM 906.940/ 941/ 952	M643		6374	170 205	231 279	03/98		General Purpose Vehicle 4x2/ 4x4/ 6x2/ 6x4
1850/ 2050	OM 423 LA	M278							




M644**MERCEDES BENZ**

**DOLZ****C. C.****KW****CV**

MERCEDES BENZ

LK/ LN2

709/ K/ 809/ K	OM 364.907/ 918	M635		3970	63 66	86 90	03/84	12/98	Platform/Chassis
711/ 811	OM 904.905	M635		4249	90	122	03/96	12/98	Platform/Chassis
711/ 811/ 814/ F/ K/ L/ S/ O814/ L	OM 354.900/ 920/ 921/ 922	M635		3972	77 103	105 140	03/94	12/98	Platform/Chassis/ General Purpose Vehicle/ Dump Truck/ Truck Tractor/ Bus
809	OM 364.907/ 918	M613		3970	63 66	86 90	03/84	12/98	Platform/Chassis
814/ K/ L/ LO/ S	OM 356.901/ 902/ 905/ 906/ 907/ 910/ OM 904.906	M635		4249 5958	95 100	129 136	01/84	12/98	
814/ K/ L/ S/ 914/ K/ KO/ 1114K/ S/ 1314K	OM 356.901/ 902/ 904/ 911	M610CT	M610	5958	95 100	129 136	01/84	12/98	
814/ K/ L/ S/ 914/ K/ KO/ 1114K/ S/ 1314K	OM 366.905/ 906/ 907/ 910/ 914/ 930/ 940	M610CT	M610	5958	95 100	129 136	01/84	12/98	
814F	OM 356.905/ 911 OM 366.905	M635		5958	95 100	129 136	05/86	12/98	General Purpose Vehicle
814F/ O/ LO	OM 356.905/ 906/ 911/ OM 366.905/ 932	M610CT	M610	5958	95 100	129 136	01/84	12/98	Bus/ General Purpose Vehicle
817/ K/ L/ S/ LS	OM 357.900/ OM 366.942/ 943/ 967/ 968	M610CT	M610	5958	116 125	158 170	01/84	12/98	Platform/Chassis
817/ L/ 1117/ L/ 1317/ L/ 1517/ L/ 1317/ L/ 1517/ L	OM 356.944/ 946/ 953/	M636		5958	116 125	158 170	01/84	12/98	Platform/Chassis

M610**M610CT****M613****M635****MERCEDES BENZ**

**DOLZ**

Φ

d

C. C.

KW

CV



MERCEDES BENZ

LK/ LN2

817/ L/ 1117/ L/ 1317/ L/ 1517/ L/ 1317/ L/ 1517/ L	OM 357.900/ 901/ 902/ 903/ 916/ 917/ 918/ 961/ 962/ 963	M636		5958	116 125	158 170	01/84	12/98	Platform/Chassis
817/ L/ 1117/ L/ 1317/ L/ 1517/ L/ 1317/ L/ 1517/ L	OM 366.941/ 942/ 943/ 945/ 946/ 953/ 962/ 937/ 967/ 968/ 970/ 979	M636		5958	116 125	158 170	01/84	12/98	Platform/Chassis
817/ O/ LO/ 1117O/ LO	OM 356.949/ 948 OM 357.919/ 917 OM 366.971/ 969	M636		5958	116 125	158 170	01/84	12/98	Bus
817F	OM 356.951/ OM 357.908/ OM 366.967/ 973	M610CT	M610	5958	116 125	158 170	03/84	12/98	General Purpose Vehicle
817F	OM 356.951/ OM 357.908/ OM 366.967/ 973	M636		5958	116 125	158 170	03/84	12/98	General Purpose Vehicle
817O/ LO	OM 356.948/ OM 357.917/ OM 366.969	M610CT	M610	5958	116 125	158 170	01/84	12/98	Bus
817S/ LS/ 1117S/ LS/ 1317S/ LS	OM 357.900/ 901/ 902/ 918/ 961	M636		5958	116 125	158 170	01/84	12/98	Truck Tractor
817S/ LS/ 1117S/ LS/ 1317S/ LS	OM 366.941/ 942/ 943/ 944/ 946/ 953/ 962/ 967/ 968	M636		5958	116 125	158 170	01/84	12/98	Truck Tractor
914AK/ 917AK/ K/ 1317AK/ K	OM 357.900/ 902/ 906/ 907/ 961/ OM 366.962/ 944/ 945	M610CT	M610	5958	125	170	07/84	12/98	Dump Truck
914K/ 1314AK	OM 356.903/ 909 OM 366.918/ 937	M610CT	M610	5958	95 100	129 136	02/87	12/98	Dump Truck


M636**MERCEDES BENZ**

**DOLZ****C. C.****KW****CV**

MERCEDES BENZ

LK/ LN2

917/ AK/ K/ 1117AK/ 1317K	OM 357.900/ 902/ 906/ 907/ 961/ OM 366.962	M636		5958	125	170	04/84	12/98	Platform/Chassis/ Dump Truck
917/ KO	OM 357.900/ 901/ 918	M610CT	M610	5958	125	170	03/94	12/98	Platform/Chassis/ General Purpose Vehicle
917AF	OM 356.941/ OM 357.909/ 910 OM 366.966/ 974/ 978	M610CT	M610	5958	116 125	158 170	02/87	12/98	General Purpose Vehicle
917AF	OM 356.941/ OM 357.909/ 910 OM 366.966/ 974/ 978	M636		5958	116 125	158 170	02/87	12/98	General Purpose Vehicle
917KO/ 1217KO/ 1317KO	OM 357.901/ 903/ 918/ 962/ OM 356.944	M636		5958	116 125	158 170	03/94	12/98	General Purpose Vehicle
1114/ L/ S	OM 356.904/ OM 366.907/ 914/ 930	M610CT	M610	5958	95 100	129 136	01/84	12/98	Platform/Chassis/Truck Tractor
1114A	OM 356.916/ OM 366.931/ 935	M610CT	M610	5958	96 102	131 139	02/87	12/98	Platform/Chassis
1114/ 1114L	OM 356.907/ OM 366.933	M610CT	M610	5958	95 100	129 136	01/84	12/98	Bus
1117/ K/ L/ LS/ S	OM 357.901/ 918 OM 366.941/ 953/ 962/ 970	M610CT	M610	5958	116 125	158 170	01/84	12/98	Platform/Chassis/Dump Truck/ Truck Tractor
1117A	OM 356.947/ 959 OM 357.906/ OM 366.966/ 975/ 976	M610CT	M610	5958	116 125	158 170	06/87	12/98	Platform/Chassis
1117A	OM 356.947/ 959 OM 357.906/ OM 366.966/ 975/ 976	M636		5958	116 125	158 170	06/87	12/98	Platform/Chassis

M610**M610CT****M636****MERCEDES BENZ**

**DOLZ****C. C.****KW****CV**

MERCEDES BENZ

LK/ LN2

11170/ LO	OM 356.949/ OM 357.919/ OM 366.971	M610CT	M610	5958	116 125	158 170	01/84	12/98	Bus
1120/ L/ LS/ S	OM 356.986/ 992 OM 357.920/ 927/ 932/ OM 366.988	M610CT	M610	5958	148 155	201 211	01/84	12/98	Platform/Chassis/ Truck Tractor
1120/ L/ 1320/ L	OM 356.986/ 992 OM 357.920/ 921/ 927/ 932	M636		5958	148 155	201 211	01/84	12/98	Platform/Chassis
1120/ L/ 1320/ L	OM 366.980/ 988/ 992/ 997	M636		5958	148 155	201 211	01/84	12/98	Platform/Chassis
1120AF/ F	OM 356.994/ 995/ 996/ OM 366.992/ 994	M610CT	M610	5958	150 155	204 211	02/87	12/98	General Purpose Vehicle
1120L/ 1320/ L	OM 366.962/ 966	M610CT	M610	5958	125	170	01/84	12/98	Platform/Chassis
1120O/ LO	OM 356.993/ OM 357.929/ OM 366.993	M610CT	M610	5958	150 155	204 211	01/84	12/98	Bus
1120S/ LS/ 1320S/ LS	OM 357.920/ 921/ 927/ 932/ OM 366.980/ 988/ 986/ 992/ 997	M636		5958	148 155	201 211	01/84	12/98	Truck Tractor
1124F/ AF	OM 356.979/ 983/ 989/ 991/ OM 357.942/ 933/ 943/ 944	M610CT	M610	5958	155 177	211 241	03/92	12/98	General Purpose Vehicle
1217KO	OM 357.901/ 918	M610CT	M610	5958	125	170	03/94	12/98	General Purpose Vehicle
1314	OM 356.910/ OM 366.907/ 914	M610CT	M610	5958	95 100	129 136	07/84	12/98	Platform/Chassis


MERCEDES BENZ

**DOLZ****C. C.****KW****CV**

MERCEDES BENZ

LK/ LN2

1314KO	OM 356.908/ 936	M610CT	M610	5958	95 100	129 136	07/84	12/98	General Purpose Vehicle
1317/ L/ LS/ S	OM 356.944/ OM 357.902/ 961 OM 366.946/ 953/ 962	M610CT	M610	5958	116 125	158 170	01/84	12/98	Platform/Chassis/ Truck Tractor
1317AK	OM 356.945/ OM 357.907/ OM 366.944/ 966	M610CT	M610	5958	116 125	158 170	08/84	12/98	Dump Truck
1317AK/ 1320AK	OM 356.995	M610CT	M610	5958	155	211	12/92	12/98	Dump Truck
1317AK/ 1517K	OM 356.945/ 946/ 953	M636		5958	116 125	158 170	08/84	12/98	Dump Truck
1317AK/ 1517K	OM 357.900/ 901/ 903/ 907/ 963	M636		5958	116 125	158 170	08/84	12/98	Dump Truck
1317AK/ 1517K	OM 366.941/ 943/ 944/ 945/ 953/ 962/ 966/ 967/ 979	M636		5958	116 125	158 170	08/84	12/98	Dump Truck
1317KO	OM 356.944/ OM 357.903/ 962	M610CT	M610	5958	116 125	158 170	03/94	12/98	General Purpose Vehicle
1320/ L	OM 356.992/ OM 357.921/ 932 OM 366.980/ 988/ 992/ 997	M610CT	M610	5958	148 155	201 211	01/84	12/98	Platform/Chassis
1320L	OM 356.983	M610CT	M610	5958	177	241	12/92	12/98	Platform/Chassis

M610**M610CT****M636****MERCEDES BENZ**

**DOLZ****C. C.****KW****CV**

MERCEDES BENZ

LK/ LN2

1324/ L/ LS/ S	OM 356.983/ OM 357.940/ 948 OM 366.999	M610CT	M610	5958	170 177	231 241	01/84	12/98	Platform/Chassis/Truck Tractor
1324L	OM 366.997	M610CT	M610	5958	150	204	01/91	12/98	Platform/Chassis
1517/ L	OM 904.907	M610CT	M610	4249	125	170	03/96	12/98	Platform/Chassis
1517K	OM 356.946/ 953 OM 357.903/ 963 OM 366.945/ 979	M610CT	M610	5958	116 125	158 170	01/89	12/98	Dump Truck
1520/ L	OM 356.990/ OM 357.922/ 930 OM 366.995	M610CT	M610	5958	150 155	204 211	01/84	12/98	Platform/Chassis
1520/ L/ 1720	OM 356.990/ OM 357.922/ 930 OM 366.995	M636		5958	150 155	204 211	01/84	12/98	Platform/Chassis
1524/ L	OM 356.999/ OM 357.941/ 947 OM 366.999	M610CT	M610	5958	170 177	231 241	01/84	12/98	Platform/Chassis
1720	OM 357.922/ OM 366.995	M610CT	M610	5958	150 155	204 211	01/84	12/98	Platform/Chassis
1724	OM 366.999	M610CT	M610	5958	170	231	01/84	12/98	Platform/Chassis
2020L	OM 366.988/ 992/ 995/ 997	M610CT	M610	5958	148 150	201 204	01/84	12/98	Platform/Chassis

MERCEDES BENZ

**DOLZ****C. C.****KW****CV**



MERCEDES BENZ

LP

LP608/ LPL608/ LP709/ LPL709/ LP808/ LPL808/ LP809/ LPL809	OM 314.910/ 944/ 964/ 965	M648		3780	63	85	09/63	12/84	Platform/Chassis
LP809/ LPL808/ LPL809	OM 314.910/ 944/ 964/ 965	M613		3780	63	85	09/63	12/84	Platform/Chassis
LP810	OM 352.985	M612							
LP813/ LPL813/ LP913/ LPL913	OM 353.904/ 965/ 981/ 982	M612		5670	96	130	09/63	12/84	Platform/Chassis
LP911B	OM 352.907/ 986	M612		5700	81 124	110 169	01/67	03/77	Platform/Chassis
LP911B	OM 352.907/ 986	M620		5700	81 124	110 169	01/67	03/77	Platform/Chassis
LP1013	OM 353.914		M611	5675	124	168	11/76	12/84	Platform/Chassis
LP1113/ LPL1113	OM 353.904/ 905/ 982	M620		5675	96	130	01/80	12/84	Platform/Chassis
LPK608/ LPK808	OM 314.910/ 944	M648		3780	63	85	10/69	10/77	Dump Truck
LPK709/ LPK809	OM 314.910/ 944	M648		3780	63	85	11/77	12/84	Dump Truck
LPK813/ 913	OM 353.904/ 965	M612		5670	96	130	01/67	12/84	Dump Truck
LPKF608/ LPKF709	OM 314.910/ 944	M648		3780	63	85	09/63	12/84	General Purpose Vehicle
LPKF808/ LPKF809/ LPKO608/ LPKO709	OM 314.910/ 944	M648		3780	63	85	02/66	07/77	General Purpose Vehicle
LPO608/ LPO709/ LPO808/ LPO809	OM 314.910/ 944	M648		3780	63	85	09/67	10/77	Bus
LPS608/ LPLS608/ LPS709/ LPLS709	OM 314.910/ 944	M648		3780	63	85	09/63	12/84	Truck Tractor
LPS813/ LPLS813	OM 353.904/ 965/ 981	M612		5670	96	130	09/63	12/84	Truck Tractor
LPS911B	OM 352.907/ 986	M612		5700	81	110	01/67	03/77	Truck Tractor
LPS911B	OM 352.907/ 986	M620		5700	81	110	01/67	03/77	Truck Tractor
LPS913	OM 353.904	M612		5670	96	130	10/69	12/84	Truck Tractor

MB-Trac

65/ 70/ 98/ 105	OM 314	M613				70	95		
-----------------	--------	-------------	--	--	--	----	----	--	--

M078Ø₁ 125**M178**Ø₁ 125**M610****M610CT****M633****M635****M636****M637**

**DOLZ**

Φ

∅

C. C.

KW

CV






MERCEDES BENZ

MB-Trac

700/ 800	OM 364.908/ 909	M635		3972	50 57	68 78	02/87	12/91	Tractor
700-440/ 800-440/ 900-440	OM 314	M613			48	65			
1000	OM 353.985	M637		5675	70	95	12/82	12/87	Tractor
1300	OM 353.957	M637		5675	92	125	03/76	08/87	Tractor
1500	OM 353.976	M637		5675	110	150	07/80	12/87	Tractor
U 66-403	OM 314	M613			48	65			

MK

1222A/ AF/ F/ LA/ LS/ S	OM 441.905/ 913/ 914/ 915/ 917/ 923/ 925/ 926	M178		10964	160 165	218 224	07/89	08/94	Platform/Chassis/ General Purpose Vehicle/ Truck Tractor
1222AF	OM 441.915/ 917/ 923	M078		10964	160 165	218 224	09/89	09/93	General Purpose Vehicle
1224AF	OM 356.999/ OM 357.946/ OM 366.999	M610CT	M610	5958	170 177	231 241	02/93	09/96	General Purpose Vehicle
1224AF/ 1226AF	OM 401.973/ 978/ 984/ 989	M178		9572	180	245	02/93	09/96	General Purpose Vehicle
1226AF	OM 441.989	M178		10964	250	340	02/93	09/96	General Purpose Vehicle
1226AF	OM 442.907/ 914/ 920/ 926/ 932/ 933	M178		15080	195 218	265 296	02/90	09/93	General Purpose Vehicle
1226AF/ 1234AF	OM 441.923/ 989/ 993	M633		10964	250	340	01/92	09/96	General Purpose Vehicle
1227A	OM 401.924/ 926/ 938/ 960/ 973/ 975/ 978/ 979/ 989/ 994	M178		9600	180 200 230	245 272 313	12/87	09/96	Platform/Chassis
1417/ A/ AK/ K	OM 356.940/ 943 OM 357.915/ OM 366.952	M636		5958	121 129	165 175	07/89	09/96	Platform/Chassis/ Dump Truck
1417/ A/ AK/ K	OM 356.940/ 943 OM 357.915/ OM 366.952	M610CT	M610	5958	121 129	165 175	07/89	09/96	Platform/Chassis/Dump Truck

M611**M612****M613****M620****M648****MERCEDES BENZ**

**DOLZ**

Φ

D

C. C.

KW



CV



MERCEDES BENZ

MK

1420/ AK/ L/ LS	OM 356.984/ 987	M610CT	M610	5958	155	211	12/87	09/96	Platform/Chassis/Truck Tractor/Dump Truck
1422F	OM 401.973/ 975/ 978/ 979	M178		9572	180 230	245 313	02/93	08/94	General Purpose Vehicle
1422S/ LS	OM 441.905/ 923	M178		11310	160 165	218 224	12/87	09/96	Truck Tractor
1424/ L/ 1727L	OM 401.924/ 926/ 938/ 960/ 973/ 975/ 978/ 979/ 989/ 994	M178		9600	180 200 230	245 272 313	12/87	09/96	Platform/Chassis
1424/ L/ S/ LS/ 1624S	OM 445.924/ 926/ 938/ 941	M633		10960	180 200	245 272	12/87	09/96	Platform/Chassis/ Truck Tractor
1424S/ LS	OM 445.924/ 926/ 938	M178		10960	180 200	245 272	12/87	09/96	Truck Tractor
1426S/ LS	OM 442.914/ 932	M178		15080	191 195	260 265	12/87	09/96	Truck Tractor
1427LS/ 1827S/ LS	OM 445.926/ 936	M633		10964	200	272	02/93	09/96	Truck Tractor
1717/ AK/ K/ L	OM 356.940/ OM 366.952	M610CT	M610	5958	121 129	165 175	12/87	09/96	Platform/Chassis/Dump Truck
1717AK/ K	OM 366.952	M610CT	M610	5958	129	175	09/89	08/94	Dump Truck
1720/ L/ S	OM 356.984/ 985/ 987 OM 366.983	M610CT	M610	5958	150 155	204 211	12/87	09/96	Platform/Chassis
1720L	OM 441.916/ 920/ 932	M078		11309	151 153	205 208	12/88	08/94	Platform/Chassis
1722	OM 442.907	M178		15080	218	296	12/88	08/94	Platform/Chassis
1722/ K/ L/ LL/ S	OM 441.905/ 913/ 914/ 916/ 920/ 923	M078		11309	151 165	205 224	12/87	09/96	Platform/Chassis/Dump Truck/ Truck Tractor
1722/ L/ LL	OM 441.905/ 913/ 914/ 916/ 920/ 923/ 932	M178		11309	151 165	205 224	12/87	09/96	Platform/Chassis
1722AK	OM 356.999	M610CT	M610	5958	177	241	12/88	08/94	Dump Truck
1722AK/ K/ S	OM 441.905/ 913/ 914/ 916/ 920/ 923/ 926	M178		11309	153 165	208 224	12/88	08/94	Dump Truck/Truck Tractor
1722L	OM 366.983	M610CT	M610	5958	150	204	12/88	08/94	Platform/Chassis

M078Ø₁ 125**M178**Ø₁ 125**M610****M610CT**

**DOLZ**

Φ

∅

C. C.

KW

CV



MERCEDES BENZ

MK


1726/ AK/ L/ LL	OM 442.906/ 907/ 909/ 914/ 922/ 923/ 932/ 935	M178		15080	195 218	265 296	12/87	09/96	Platform/Chassis/ Dump Truck
1726L/ LL/ 1733/ L/ 1734L/ 1834/ L	OM 441.960/ 962/ 981/ 983/ 986/ 989/ 987/ 991 OM 445.920/ 921/ 922/ 939	M633		10964	243 250	330 340	12/88	08/94	Platform/Chassis
1733S/ LS	OM 441.960/ 962/ 981/ 983	M178		10964	243 249	330 340	12/87	09/96	Truck Tractor
1733S/ LS	OM 441.960/ 962/ 981/ 983	M633		10964	243 249	330 340	12/87	09/96	Truck Tractor
1820/ AK/ K/ L	OM 356.984/ 987 OM 357.925	M610CT	M610	5958	155	211	12/87	09/96	Platform/Chassis/ Dump Truck
1820/ AK/ L	OM 356.984/ 987 OM 357.925	M636		5958	155	211	12/87	09/96	Platform/Chassis/ Dump Truck
1824/ AK	OM 445.924/ 925 930/ 938	M178		10964	180 230	245 313	01/94	09/96	Platform/Chassis/ Dump Truck
1824/ L	OM 445.924/ 926/ 938/ 941	M633		10960	180 200	245 272	12/87	09/96	Platform/Chassis
1824/ AK/ K	OM 445.924/ 925/ 930/ 938	M633		10964	180 230	245 313	01/94	09/96	Dump Truck
1824K	OM 401.924/ 938/ 973/ 975	M178		9572	180 200	245 272	08/92	09/96	Dump Truck
1827/ K/ L/ 1831/ L/ LS/ S	OM 445.926/ 929/ 936/ 937/ 940	M633		10964	200 230	272 313	12/87	09/96	Platform/Chassis /Truck Tractor
1827/ L/ S/ LS	OM 401.973/ 977/ 991/ OM 445.926/ 936	M178		9572	200	272	12/87	09/96	Platform/Chassis/ Truck Tractor
1831/ L	OM 401.972/ 979/ 993	M178		9572	230	313	12/87	09/96	Platform/Chassis
1834S/ LS	OM 441.986/ 987/ 989/ 996/ OM 445.920/ 921/ 922/ 939	M633		10964	250	340	07/87	09/96	Truck Tractor

M633**M636****MERCEDES BENZ**

**DOLZ****C. C.****KW****CV**

MERCEDES BENZ

MK									
1834S/ LS	OM 441.986/ 989/ OM 445.920/ 939	M178		10964	250	340	12/87	09/96	Truck Tractor
2320L/ 2420/ L	OM 356.983/ 984/ 987	M610CT	M610	5958	150 155	204 211	12/87	09/96	Platform/Chassis
2327L/ 2431/ 2527/ B/ K/ L/ 2531/ L	OM 445.926/ 927/ 929/ 936/ 937/ 940	M633		10964	200 230	272 313	12/87	09/96	
2422	OM 441.914/ 923/ 926	M178		10964	160 165	218 224	09/89	07/94	Platform/Chassis
2422/ L	OM 441.905/ 920/ 923/ 924	M178		11309	153 165	208 224	12/87	09/96	Platform/Chassis
2422/ L	OM 441.916/ 920/ 932	M078		11309	151 153	205 208	12/88	08/94	Platform/Chassis
2422B	OM 441.912/ 924	M178		11309	160 165	218 224	09/89	08/94	Concrete Mixer
2426/ L	OM 442.914/ 921/ 922/ 932/ 934	M178		15080	195	265	01/90	08/94	Platform/Chassis
2426L/ 2433/ L/ 2434L/ 2534/ L	OM 441.960/ 962/ 981/ 983/ 986/ 989/ 987/ 991/ OM 445.920/ 921/ 922/ 939	M633		10964	243 250	330 340	12/88	08/94	Platform/Chassis
2426L/ 2524/ L	OM 401.924/ 926/ 938/ 960/ 973/ 975/ 978/ 979/ 989/ 994	M178		9600	180 200 230	245 272 313	12/87	09/96	Platform/Chassis
2433/ K/ L/ LS/ S/ 2434L	OM 441.920/ 939/ 960/ 962/ 981/ 983/ 986/ 989	M178		10964	243 250	330 340	12/87	09/96	Platform/Chassis/Truck Tractor/Dump Truck
2433K/ LS/ S	OM 441.960/ 962/ 981/ 983/ 986/ 989	M633		10964	243 250	330 340	09/89	09/96	Truck Tractor/Dump Truck
2524/ L	OM 445.924/ 925/ 926/ 930/ 938/ 941	M633		10964	180 230	245 313	12/87	09/96	Platform/Chassis

M078Ø_T 125**M178**Ø_T 125**M610****M610CT****MERCEDES BENZ**

**DOLZ**

Φ

d

C. C.

KW

CV



MERCEDES BENZ

MK

2524K/ 2527K	OM 445.924/ 926	M178		10964	180 200	245 272	01/94	09/96	Dump Truck
2527/ B/ L	OM 401.973/ 977/ 978/ 979/ 980/ OM 445.926/ 929/ 936/ 940	M178		9572	200 230	272 313	12/87	09/96	Platform/Chassis/Concrete Mixer
2527K	OM 401.924/ 938/ 973/ 975	M178		9572	180 200	245 272	08/92	09/96	Dump Truck
2527L	OM 442.914	M178		15078	195	265	03/91	08/94	Platform/Chassis
2531/ L	OM 445.929/ 937	M178		10964	230	313	12/87	09/96	Platform/Chassis
2534K	OM 441.986/ 989 OM 445.920	M633		10964	250	340	01/91	09/96	Dump Truck
2534K/ LS/ S	OM 441.986/ 987/ 989/ OM 445.920/ 921/ 922	M178		10964	250	340	12/87	09/96	Truck Tractor/Dump Truck
2534LS/ S	OM 441.986/ 987/ 989/ 996/ OM 445.920/ 921/ 922/ 939	M633		10964	250	340	07/87	09/96	Truck Tractor
3231L	OM 445.926/ 929/ 936/ 937/ 940	M633		10964	200 230	272 313	12/87	09/96	Platform/Chassis

M633**MERCEDES BENZ**

**DOLZ**

Φ

D

C. C.

KW

CV





MERCEDES BENZ

NG										
1013/ AK/ 1213/ A/ K/ AK/ AKO/ KO/ S/ AS	OM 353.942/ 943/ 944/ 945/ 946	M612		5700	96	130	09/75	05/86		
1017/ AK/ 1217/ A/ K/ AK/ KO/ L/ LS/ S/ AS/ 1417KO	OM 353.950/ 951/ 952/ 953/ 970/ 971/ 975	M612		5700	124	168	08/73	09/96		
1019AF/ F/ 1219A	OM 401.905/ 906/ 909/ 916/ 919/ 922	M617		9570	141	192	09/73	08/82	Platform/Chassis	
1219/ A/ F/ AF/ K/ AK/ S	OM 401.905/ 906/ 915/ 918/ 919/ 926	M178		9570	141	192	09/73	09/84		
1219/ AF/ F/ K/ AK/ S	OM 401.905/ 906/ 914/ 915/ 918/ 919	M617		9570	141	192	09/75	09/84	Platform/Chassis/ General Purpose Vehicle	
1222/ A/ AF/ F/ S	OM 421.905/ 906/ 907/ 909	M178		10964	150 159	204 216	08/73	09/96		
1225AF/ 1228AF/ 1425AF/ 1428AF/ F	OM 422.907/ 909/ 913/ 923	M627		14618	184 206	250 280	08/73	09/96	General Purpose Vehicle	
1225AF/ 1228AF/ 1428F	OM 422.907/ 913/ 923	M633		14618	206	280	05/82	12/91	General Purpose Vehicle	
1413/ A/ AK/ AKO/ K/ KO	OM 353.944/ 946/ 964	M612		5700	96	130	09/75	12/84		
1414/ K	OM 366.906/ 909	M610CT	M610	5960	100	136	04/84	03/91	Platform/Chassis/ Dump Truck	
1417/ A/ AK/ K/ KO	OM 353.951/ 971	M612		5775	124	168	05/75	12/84	Platform/Chassis	
1417C/ CA/ CAK/ CK/ 1617C/ CAK/ CL	OM 366.951/ 952	M610CT	M610	5960	125	170	08/73	09/96	Platform/Chassis/ Dump Truck	
1419/ AK/ AS/ F/ K/ L/ LS/ S	OM 401.905/ 906/ 909/ 914/ 916/ 919/ 923/ 926/ 927	M617		9570	141	192	08/73	09/96		

M178

Ø 125

**M610****M610CT****M612****MERCEDES BENZ**

**DOLZ****C. C.****KW****CV**

MERCEDES BENZ

NG									
1419/ F/ K/ AK/ L/ LS/ S/ AS/ 1619/ L	OM 401.905/ 906/ 914/ 915/ 919/ 926	M178		9570	141	192	08/73	09/96	
1420/ L/ LS/ 1620/ 1620L	OM 366.983	M610CT	M610	5958	150	204	08/73	09/96	Platform/Chassis/ Truck Tractor
1422S/ LS	OM 421.905	M178		10964	159	216	08/73	09/96	Truck Tractor
1422S/ LS	OM 421.905	M617		10964	159	216	08/73	09/96	Truck Tractor
1424/ F/ K/ L/ LS/ S	OM 402.910/ 911/ 912/ 916/ 919/ 923/ 924	M617		12800	176 188	240 256	08/73	09/96	
1424/ F/ K/ L/ LS/ S	OM 402.906/ 910/ 911/ 912/ 916/ 919/ 923/ 924/ 928	M178		12800	176 188	240 256	08/73	09/96	Truck Tractor/ General Purpose Vehicle
1425AF/ S/ LS/ 1625/ AK/ K/ L/ LS/ S	OM 422.909/ 914/ 919	M633		14600	184 206	250 280	08/73	09/96	
1425S/ LS/ 1625/ AK/ K/ L/ LS/ S	OM 422.909	M627		14600	184 206	250 280	08/73	09/96	Platform/Chassis/ Truck Tractor/Dump Truck
1425S/ LS/ 1625S/ LS 1633S/ LS/ 1638S/ LS	OM 422.905/ 906/ 907/ 909/ 911/ 913/ 952/ 953/ 954/ 955/ 956/ 957/ 958/ 959	M178		14618	206	280	08/73	09/96	Truck Tractor
1613/ K/ KO/ L	OM 353.944/ 946	M612		5700	96	130	08/73	09/96	
1614/ K	OM 366.909	M610CT	M610	5960	100	136	04/84	03/91	Platform/Chassis/ Dump Truck
1617/ AK/ K/ KO/ L/ S	OM 353.950/ 951/ 952/ 953/ 970/ 971/ 975	M612		5700	124	168	08/73	09/96	Platform/Chassis
1617CK/ CS	OM 366.951	M610CT	M610	5960	125	170	04/84	03/91	Dump Truck/Truck Tractor

M617**M627****M633****MERCEDES BENZ**



**DOLZ****C. C.****KW****CV**

MERCEDES BENZ

NG									
1619/ K/ AK/ KO/ L/ S	OM 401.905/ 909/ 914/ 915/ 923/ 926/ 927	M617		9570	141	192	08/73	09/96	
1619AK/ K/ KO/ 1919AK/ K	OM 401.905/ 909/ 914	M178		9570	141	192	05/74	01/87	General Purpose Vehicle/ Dump Truck
1619C/ CL	OM 362.906/ 909	M612		5700	141	192	08/73	09/96	Platform/Chassis
1622/ K/ AK/ L/ S 1922/ K/ AK/ S	OM 421.905/ 906/ 907/ 909	M178		10964	150 159	204 216	08/73	09/96	Platform/Chassis/Dump Truck
1624/ K/ L/ LS/ S/ 1626/ L	OM 402.910/ 911/ 912/ 916/ 923/ 924/ 927	M617		12800	176 188	240 256	08/73	09/96	
1624/ L/ K/ S/ LS/ 1626S/ LS	OM 402.906/ 910/ 911/ 912/ 916/ 919/ 923/ 924/ 928	M178		12800	176 188	240 256	08/73	09/96	
1625/ K/ L/ 1633/ L/ 1638/ 1933/ 1938	OM 422.909/ 952/ 953/ 954/ 956/ 957/ 958/ 959	M178		14600	184 243 276	250 330 375	08/73	09/96	Platform/Chassis/Dump Truck
1626AK/ AS/ S/ LS 1926/ A/ AK/ AS/ S/ LS	OM 402.906/ 912/ 916/ 924	M617		12800	188	256	08/73	09/96	
1626AK/ K	OM 402.906	M178		12800	188	256	08/73	12/80	Dump Truck
1628/ A/ L	OM 422.905/ 906/ 907/ 909/ 911/ 913/ 916	M627		14618	184 206	250 280	08/73	09/96	Platform/Chassis
1628/ A/ L/ LS/ S	OM 422.905/ 906/ 907/ 911/ 913/ 916	M633		14618	206	280	08/73	09/96	Platform/Chassis/Truck Tractor
1628/ A/ L/S/ LS	OM 422.905/ 906/ 909/ 911/ 952/ 953/ 954/ 955/ 956/ 957/ 958/ 959	M178		14618	184 206	250 280	08/73	09/96	Platform/Chassis

M178

Ø 125

**M612****M617****M627****MERCEDES BENZ**

**DOLZ****C. C.****KW****CV**

MERCEDES BENZ

NG



1628S/ LS/ 1938S/ LS	OM 422.905/ 906/ 911/ 953/ 955/ 959	M627		14618	206 276	280 375	08/73	09/96	Truck Tractor
1632/ AK/ K/ L/ S/ AS/ LS	OM 403.916/ 931/ 932	M617		15900	235	320	08/73	09/96	
1632/ AK/ K/ L/ S/AS/ LS	OM 403.916/ 931/ 932	M178		15900	235 236	320 321	08/73	09/96	
1635/ L/ 1935	OM 442.950/ 952/ 954/ 956/ 957/ 958/ 962	M178		14618	243 260	330 354	08/73	09/96	Platform/Chassis
1635S/ LS/ K/ 1644S/ LS/ 1935AK/ 1944S/LS	OM 442.950/ 951/ 952/ 953/ 962/ 980	M178		14618	260 269	354 366	08/73	09/96	Truck Tractor/Dump Truck
1636/ L/ S/ AS/ 1936AK/ K/ LS	OM 423.905/ 906/ 907/ 908	M178		18273	261	355	08/73	09/96	Platform/Chassis/Dump Truck/Truck Tractor
1644/ 1944	OM 442.951/ 953/ 980	M178		14618	320	435	06/86	08/89	Platform/Chassis
1719/ K/ AK/ S/ 1919/ K/ AK/ S	OM 401.905/ 906/ 909/ 914/ 916/ 919/ 922	M617		9570	141	192	09/73	08/82	
1926/ S/ LS	OM 402.906/ 910/ 911/ 912/ 916/ 919/ 923/ 924/ 928	M178		12800	176 188	240 256	08/73	09/96	
1928/ A/ AK/ K/ L/ LS/ S	OM 422.905/ 906/ 907/ 911/ 913/ 916	M627		14620	206	280	08/73	09/96	Platform/Chassis/Dump Truck/Truck Tractor
1928/ A/ AK/ K/ L/ S/ AS/ LS	OM 422.905/ 906/ 907/ 911/ 913/ 916	M633		14620	206	280	08/73	09/96	Platform/Chassis/Dump Truck/Truck Tractor
1928A/ AK/ S/ SL	OM 422.905/ 906/ 907/ 909/ 911/ 913/ 952/ 953/ 954/ 955/ 956/ 957/ 958/ 959	M178		14620	206	280	08/73	09/96	

M633**MERCEDES BENZ**

**DOLZ****C. C.****KW****CV**

MERCEDES BENZ

NG									
1932/ A/ AK/ S/ AS/ LS	OM 403.916/ 931/ 932	M178		15900	235 236	320 321	08/73	09/96	
1932/ A/ AK/ S/ AS/ LS	OM 403.916/ 931/ 932	M617		15900	235 236	320 321	08/73	09/96	
1938S/ LS	OM 422.953/ 955/ 959	M633		14618	276	375	08/73	09/96	Truck Tractor
1944/ S/ LS	OM 442.951	M629		14618	320	435	08/73	09/96	Platform/Chassis/ Truck Tractor
2020/ L	OM 366.983	M610CT	M610	5958	150	204	08/73	09/96	Platform/Chassis
2025S	OM 422.909	M627		14600	184	250	08/73	09/96	Truck Tractor
2025S	OM 422.909	M633		14600	184	250	08/83	03/91	Truck Tractor
2026AS/ S	OM 402.916	M617		12800	188	256	06/75	03/81	Truck Tractor
2028A/ AS/ 2228/ S/ 2428/ 2528A/ AK/ K 2628/ A/ B/ AS/ S	OM 422.905/ 906/ 907/ 911/ 913/ 916	M627		14618	206	280	08/73	03/91	
2028A/ LS/ 2228/ L/ S	OM 422.905/ 906/ 907/ 910/ 911/ 913/ 916	M633		14618	206	280	08/73	09/96	Platform/Chassis/ Truck Tractor
2032S	OM 403.916/ 931/ 932	M178		15900	235	320	05/74	09/96	Truck Tractor
2032S/ 2232/ L/ LS/ S	OM 403.916/ 931/ 932	M617		15900	235	320	05/74	09/83	Platform/Chassis/ Truck Tractor
2033LS/ 2228S 2628S/2633S/ LS	OM 422.905/ 906/ 909/ 911/ 952/ 953/ 954/ 955/ 956/ 957/ 958/ 959	M178		14618	206	280	08/73	09/96	Truck Tractor
2036LS/ 2236S	OM 423.905/ 906/ 907/ 908	M178		18273	261	355	08/73	09/96	Truck Tractor


M078Ø₁ 125**M178**Ø₁ 125**M610****M610CT****M633**

**DOLZ****C. C.****KW****CV**

MERCEDES BENZ

NG

2045K/ 2225/ B/ 2425	OM 422.909/ 912	M627		14618	184	250	08/83	03/91	Platform/Chassis/Concrete Mixer
2219/ K/ KO	OM 401.905/ 906/ 914/ 915/ 925/ 926	M178		9570	141	192	08/73	09/96	Platform/Chassis/ Truck Tractor
2219/ K/ KO/ L	OM 401.905/ 914/ 923/ 925/ 926/ 927	M617		9570	141	192	08/73	09/96	
2219C/ CL	OM 362.906/ 909	M612		5700	141	192	08/73	09/96	Platform/Chassis
2222/ B/ L	OM 421.905/ 906/ 907/ 909	M178		10964	150 159	204 216	08/73	09/96	Platform/Chassis/Concrete Mixer
2222L/ 2422	OM 421.905/ OM 441.905/ 914/ 917/ 919	M078		10964	159 165	216 224	08/73	09/96	Platform/Chassis
2224/ B/ K/ S	OM 402.910/ 911/ 914/ 927/ 928	M617		12800	176	240	05/75	12/82	
2224/ S/ 2226/ L/ 2626/ L	OM 402.906/ 910/ 911/ 912/ 916/ 923/ 924/ 928	M178		12800	176 188	240 256	08/73	09/96	Platform/Chassis/Truck Tractor/General Purpose Vehicle
2224B/ K	OM 402.910/ 914/ 927	M178		12800	176	240	05/75	03/84	Concrete Mixer/Dump Truck
2225/ B/ 2228/ L/ 2628/ A	OM 422.905/ 906/ 907/ 909/ 911/ 912/ 913/ 916	M178		14618	184 206	250 280	08/73	09/96	Platform/Chassis/Concrete Mixer
2225/ L/ 2425	OM 422.909	M633		14618	184	250	08/73	09/96	Platform/Chassis
2225B	OM 422.905/ 909/ 911/ 912/ 913/ 916/ 919/ 920/ 921	M633		14618	184 206	250 280	02/80	03/91	Concrete Mixer



M612**M617****M627****M629****MERCEDES BENZ**

**DOLZ****C. C.****KW****CV**

MERCEDES BENZ

NG

2225L/ 2228/ L	OM 422.905/ 906/ 907/ 909/ 911/ 913/ 916	M627		14618	184 206	250 280	08/73	09/96	Platform/Chassis
2226/ L/ LS/ S	OM 402.906/ 910/ 911/ 912/ 916/ 923/ 924	M617		12800	176 188	240 256	08/73	09/96	Platform/Chassis/Truck Tractor
2226S/ LS/ 2626AS/ S	OM 402.906/ 910/ 911/ 912/ 916/ 924/ 928	M178		12800	176 188	240 256	08/73	09/96	Truck Tractor
2233/ L/ 2635/ A	OM 442.950/ 952/ 954/ 956/ 957/ 958/ 962	M178		14618	243 260	330 354	08/73	09/96	Platform/Chassis
2235S/ K/ LS/ 2635S/ AS/ 2644S	OM 442.950/ 951/ 952/ 953/ 962/ 980	M178		14618	260	354	08/73	09/96	Truck Tractor/Dump Truck
2428/ 2528A/ AK 2628/ A/ B/ K/ AK/ AS	OM 422.905/ 906/ 907/ 911/ 913/ 916/ 919/ 921	M633		14618	206	280	08/73	09/96	Platform/Chassis/Dump Truck/Truck Tractor
2626/ A/ AB/ B/ AK/ K/ AS/ S	OM 402.906/ 912/ 926	M617		12800	188	256	08/73	12/81	
2626AB/ B/ AK/ K	OM 402.906/ 912/ 926	M178		12800	188	256	08/73	12/81	Concrete Mixer/Dump Truck
2628AK/ B/ K	OM 422.905/ 911/ 913	M178		14618	206	280	02/80	03/91	Concrete Mixer/ Dump Truck
2632/ A/ AK/ K	OM 403.916/ 931/ 932/ 935	M178		15900	235 236	320 321	08/73	09/96	Platform/Chassis/Dump Truck
2632/ A/ AK/ K/ S/ AS	OM 403.916/ 931/ 935	M617		15900	235 236	320 321	08/73	09/83	Dump Truck/Truck Tractor
2633	OM 422.952/ 954/ 956/ 957/ 958	M178		14620	243	330	11/80	03/91	Platform/Chassis
2635AK	OM 442.962	M178		14618	269	366	09/87	03/91	Dump Truck

M078Ø_T 125**M178**Ø_T 125**M278**Ø_T 135**M617****MERCEDES BENZ**

**DOLZ**

Φ

∅

C. C.

KW

CV



MERCEDES BENZ

NG									
2636	OM 423.905/ 907/ 908	M178		18273	261	355	08/73	09/96	Platform/Chassis
2638/ S	OM 422.953/ 955/ 959	M629		14618	276	375	01/81	12/86	Platform/Chassis/ Truck Tractor
3025B	OM 422.909/ 912	M627		14618	184	250	08/83	03/91	Concrete Mixer
3025B/ 3028B/ K	OM 422.919/ 920	M178		14618	184 206	250 280	12/85	07/87	Concrete Mixer/ Dump Truck
3025B/ K/ 3028B 3228B/ B 3528B	OM 422.905/ 909/ 911/ 912/ 913/ 916/ 919/ 920/ 921	M633		14618	184 206	250 280	08/73	09/96	Platform/Chassis/Concrete Mixer
3028/ K/ 3228K/ 3328/ 3528/ K	OM 422.905/ 906/ 907/ 911/ 913/ 916/ 919	M633		14618	206	280	01/80	03/91	Platform/Chassis/Dump Truck
3028/ 3328/ 3338B/ 3528	OM 422.905/ 906/ 907/ 911/ 913/ 916/ 919	M627		14618	206	280	01/80	03/91	Platform/Chassis/Concrete Mixer
3228B/ K/ 3328B/ K	OM 422.914/ 919/ 921	M178		14618	206	280	07/82	03/91	Concrete Mixer/ Dump Truck
3250A/ AF	OM 423.950/ 951	M278		18273	368	500	09/85	08/94	Platform/Chassis/ General Purpose Vehicle
3328B/ K	OM 422.909/ 914/ 919	M633		14600	184 206	250 280	10/80	11/89	Concrete Mixer/ Dump Truck
3328B/ K	OM 422.914/ 919	M627		14600	206	280	07/82	07/87	Concrete Mixer/ Dump Truck
3333/ 3535AK	OM 442.950/ 952/ 954/ 956/ 957/ 958/ 962	M178		14618	243 260	330 354	08/73	09/96	Platform/Chassis/Dump Truck
3333B/ K/ 3336K	OM 422.954/ OM 423.905	M178		14618 18373	243 261	330 355	12/82	11/91	Concrete Mixer/ Dump Truck
3336/ S	OM 423.905/ 906/ 907/ 908	M178		18273	261	355	08/73	09/96	Platform/Chassis/ Truck Tractor

M627**M629****M633****MERCEDES BENZ**

**DOLZ****C. C.****KW****CV**



MERCEDES BENZ

NG

3528B/ K	OM 422.919	M178		14618	206	280	07/87	09/89	Concrete Mixer/ Dump Truck
3850A	OM 423.950	M278		18273	368	486	09/85	08/94	Platform/Chassis

O 301-->O 409

O301	OM 366.917/ 965	M610CT	M610	5958	100 125	136 170	06/86	05/87	Bus
O302	OM 352.980/ 993		M611	5675	96	130	11/64	11/75	Bus
O303	OM 401.907/ 908/ 912	M616		9572	141	192	10/74	06/83	Bus
O303	OM 401.907/ 908/ 912	M617		9572	141	192	10/74	06/83	Bus
O303	OM 402.907	M617		12800	188	256	03/75	06/83	Bus
O303	OM 402.907	M626		12800	188	256	03/75	06/83	Bus
O303	OM 403.918	M617		15900	235	320	07/75	06/83	Bus
O303	OM 421.908/ 909/ 911	M626		10964	159 160	216 218	01/80	09/92	Bus
O303	OM 421.908 OM 441.908/ 909/ 911	M078		10964	159 165	216 225	01/80	01/89	Bus
O303	OM 421.908 OM 441.911	M078		10964	159 160	216 218	01/80	09/92	Bus
O303	OM 421/ 421A/ OM 422/ 422A/ OM 441/ 441A/ OM 442/ 442A	M178							
O303	OM 422.908/ 917	M627		14618	206	280	01/80	09/87	Bus
O303	OM 422.908/ 917	M633		14618	206	280	01/80	09/87	Bus

M078∅_f 125**M178**∅_f 125**M278**∅_f 135**M610****M617****M626****M627****M633****MERCEDES BENZ**

**DOLZ**

Φ

∅

C. C.

KW



CV



MERCEDES BENZ

O 301-->O409

O303	OM 441.950/ 953	M626		10964	200	272	12/87	09/92	Bus
O303	OM 441.950/ 953	M633		10964	200	272	12/87	09/92	Bus
O305 G/ 1019	OM 401 OM 402 OM 401-BM356	M617							Turbina/ Impeller Ø125mm
O305/ G/ O307	OM 407	M178							407017498-->
O305G	OM 407.919/ 951/ 955	M616		11413	177 206	241 280	02/78	05/87	Bus
O305G/ O305ST	OM 407.951/ 955	M617		11413	206	280	02/79	05/87	Bus
O305ST	OM 407.905/ 908/ 909/ 910/ 911	M616		11000	132 155	180 210	04/73	07/77	Bus
O305ST	OM 407.913/ 914/ 917	M616		11413	147 177	200 241	11/76	05/87	Bus
O305ST	OM 407.913/ 914/ 917	M617		11413	147 177	200 241	11/76	05/87	Bus
O305ST	OM 407.951/ 955	M616		11413	206	280	02/79	05/87	Bus
O305ST/ O307	OM 407.905/ 907/ 908/ 909/ 910/ 911	M617		11000	132 155	180 210	04/73	07/77	Bus
O307	OM 407.905/ 907/ 911	M616		11000	132 155	180 211	04/73	07/77	Bus
O307	OM 407.915	M617		11400	147	200	11/76	07/87	Bus
O307	OM 407.915	M616		11400	147	200	11/76	07/87	Bus
O307	OM 407.916/ 918	M616		11400	177	241	04/73	07/77	Bus
O307	OM 407.916/ 918	M617		11400	177	241	04/73	07/77	Bus
O307	OM 407.955	M616		11413	206	280	11/76	08/87	Bus
O309/ O409DG	OM 314	M613			63	85			
O309D	OM 314.946/ 948/ 959/ 962/ 963	M613		3780	63	85	01/70	02/89	Bus

M610CT**M611****M613****M616****MERCEDES BENZ**

**DOLZ****C. C.****KW****CV**



MERCEDES BENZ

O 301-->O409

O340RHD/ O340SHD/ O404RHD/ O404SHD	OM 441.994/ 995/ 980/ 934	M633		10964	250	340	01/91	10/99	Bus
O402	OM 366.917/ 965	M610CT	M610	5958	100 125	136 170	02/86	12/91	Bus
O405 ST	OM 427 H.910	M178							
O405G/ GN/ GTD/ ST/ N	OM 427.911/ 910 OM 447.907/ 955 959/ 976/ 978/ 957/ 971/ 974	M626		11967	177 184	241 250	11/85		Bus
O405G/ O405GTD	OM 427.950 OM 447.950	M626		11967	206	280	01/86		Bus
O405GN	OM 427 H BM 905/ BM 911	M626							
O405GN1	BM 920/ OM 427/ OM 427 A OM 427 LA OM 427 HA BM 950	M626							
O405GTD/ O405H	OM 441 A OM 441 LA BM 994	M626							
O405N1	OM 407/ 407 A/ LA/ HA BM 919	M626							
O405ST	OM 427.950 OM 447.950/ 951	M626		11967	206	280	11/85		Bus
O405ST/ O405N	OM 427.905 OM 447.905/ 911/ 913/ 914/ 970/ 973	M626		11967	150 157	204 214	12/84		Bus
O405ST/ O405N	OM 447.972/ 975/ 981/ 986	M626		11967	220	299	11/91		Bus
	OM 441 LA OM 422/ 442 LA	M633							versiones con cambio de marcha automatico/ auto- matic transmission versions

M178

∅ 125

**M610****M610CT****M626****MERCEDES BENZ**

**DOLZ**

Φ

∅

C. C.

KW

CV



MERCEDES BENZ

SK									
1729S/ LS/ 1748S/ LS	OM 442.906/ 907/ 923/ 925/ 942/ 966/ 978/ 985/ 989/ 993/ 997	M178		15080	210 218	286 296	07/87	09/96	Truck Tractor
1735/ K/ L	OM 440.940/ 944/ 963/ 964/ 976	M178		14618	260 269	354 366	07/87	09/96	Platform/Chassis/Dump Truck
1831/ AK/ K/ L/ 1834/ AK/ L	OM 445.920/ 922/ 929/ 930/ 937/ 939 OM 441.982/ 986/ 988/ 989/ 990/ 992/ 993/ 996/ 998	M633		10964	230 250	313 340	07/87	09/96	Platform/Chassis/Dump Truck
1831/ L/ LS/ S	OM 401.929/ 937/ 972/ 979/ 981/ 986/ 987/ 993	M178		9572	230	313	07/87	09/96	Platform/Chassis/Truck Tractor
1831S/ LS	OM 445.929/ 937	M178		10964	230	313	07/87	09/96	Truck Tractor
1834/ L	OM 441.920/ 939/ 986/ 996	M178		10964	250	340	07/87	09/96	Platform/Chassis
1838/ L/ LS	OM 402.971/ 972/ 975/ 978/ 985/ 986/ 989/ 990/ 996	M178		12763	280	381	07/87	09/96	Platform/Chassis/Truck Tractor
1838/ L/ 1844S/ LS	OM 440.922/ 970/ 971/ 973/ 975/ 978/ 979/ 981/ 982/ 991	M178		14618	320	435	07/87	09/96	Platform/Chassis/Truck Tractor
1838AK/ K/ S/ LS/ 1844S/ LS	OM 446.922/ 924/ 925/ 927/ 936	M178		14618	280 320	381 435	07/87	09/96	Truck Tractor/Dump Truck
1844/ L/ S/ 1844LS	OM 440.922/ 970/ 978 OM 446.922	M633		14618	320	435	07/87	09/96	Platform/Chassis/Truck Tractor
1922K/ S	OM 441.905/ 914/ 923	M178		11310	160 165	218 224	05/89	08/94	Dump Truck/Truck Tractor

M633**MERCEDES BENZ**

**DOLZ****C. C.****KW****CV**

MERCEDES BENZ

SK									
1929A/ AS	OM 442.906/ 907/ 909/ 924/ 926/ 929	M178		15080	210 218	286 296	07/88	08/94	Platform/Chassis/Dump Truck
1935	OM 442.943/ 944/ 963/ 966/ 971/ 976	M178		14620	260 269	354 366	05/89	08/94	Platform/Chassis
1935AK	OM 442.942/ 966/ 971/ 972/ 978	M178		14620	250 269	340 366	05/89	08/94	Dump Truck
1935AS	OM 442.906/ 907/ 923/ 925/ 942/ 966/ 978/ 985/ 989/ 993/ 997	M178		15080	210 218	286 296	07/87	09/96	Truck Tractor
2024	OM 401.975	M178		9600	180	245	02/93	09/96	Platform/Chassis
2024/ AK/ K	OM 445.924/ 925	M633		10964	180	245	01/94	09/96	Platform/Chassis/Dump Truck
2031AS	OM 401.972/ 979/ 981/ 986/ 987/ 993	M178		9572	230	313	07/87	09/96	Truck Tractor
2031A/ 2434A/ 2531/ L 2631/ A/ 2634	OM 445.920/ 929/ 930/ 937/ 939 OM 441.986/ 989/ 996/ 998	M633		10964	230 250	313 340	07/87	09/96	Platform/Chassis
2031K/ 2631AK/ K/ 2634AK	OM 445.922/ 929/ 930/ 937/ OM 441.982/ 986/ 988/ 989/ 990/ 992/ 993/ 998	M633		10964	230 250	313 340	07/92	09/96	Dump Truck
2031A	OM 440.979	M178		12763	320	435	03/92	09/96	Platform/Chassis
2038AS/ 2538S/ LS 2638AK/ K/ AS	OM 402.971/ 972/ 975/ 978/ 985/ 986/ 989/ 990/ 996	M178		12763	280	381	07/87	09/96	Truck Tractor/Dump Truck
2038AS/ S/ 2538S 2638AS/ S/ 2644S/ 2650S	OM 440.970/ 971/ 973/ 975/ 978/ 979/ 981/ 982	M178		14618	320	435	07/87	09/96	Truck Tractor

M178Ø₁ 125**M627****M633****MERCEDES BENZ**

**DOLZ****C. C.****KW****CV**

MERCEDES BENZ

SK									
2044/ 2544/ L/ 2629A/ 2644L	OM 440.922/ 970/ 978/ 991	M178		14618	320	435	07/87	09/96	Platform/Chassis
2050	OM 442.920/ 985/ 989/ 992/ 997	M178		14618	362 390	492 530	01/91	09/96	Platform/Chassis
2429	OM 422.916	M627		14618	206	280	07/87	09/96	Platform/Chassis
2429	OM 422.916	M633		14618	206	280	07/87	09/96	Platform/Chassis
2429/ L/ 2629/A	OM 442.906/ 907/ 917/ 925/ 926/ 929	M178		15080	213 218	290 296	07/87	09/96	Platform/Chassis
2429/ 2638S/ 2650S/	OM 442.906/ 907/ 923/ 925/ 942/ 966/ 978/ 985/ 989/ 993/ 997	M178		15080	210 218	286 296	07/87	09/96	Platform/Chassis/ Truck Tractor
2435/ L	OM 442.943/ 944/ 963/ 964/ 965/ 968/ 976	M178		14618	260 269	354 366	07/87	09/96	Platform/Chassis
2435/ 2635AK/ AS	OM 440.941/ 942 OM 442.942/ 944/ 962/ 963/ 966/ 972/ 976/ 978	M633		14618	250 260	340 354	07/87	09/96	Platform/Chassis/Truck Tractor/Dump Truck
2538/ 2638/ L	OM 440.971/ 981	M178		14618	370	503	03/91	09/96	Platform/Chassis
2538/ K/ LK/ L	OM 440.922/ 970/ 978/ 980	M633		14618	320	435	07/87	09/96	Platform/Chassis/Dump Truck
2538/ K/ LK/ L	OM 446.924/ 925	M178		14618	280	381	01/94	09/96	Platform/Chassis/Dump Truck
2629K	OM 401.979	M178		9572	230	313	07/88	08/94	Dump Truck
2631/ S	OM 401.972/ 979/ 981/ 986/ 987/ 993	M178		9572	230	313	06/92	09/96	Platform/Chassis/Truck Tractor
2631A	OM 445.930	M178		10964	230	313	01/94	09/96	Platform/Chassis
2631S/ 2634S	OM 441.929/ 930/ 931/ 986/ 998	M633		10964	230 250	313 340	06/92	09/96	Truck Tractor

MERCEDES BENZ

**DOLZ**

Φ

d

C. C.


KW

CV



MERCEDES BENZ

SK									
2638/ L	OM 402.971/ 972/ 975/ 985/ 986	M629		12763	280	381	09/91	09/96	Platform/Chassis
2635/ K/ 2638AK/ K	OM 442.981/ 989/ 994/ 997	M178		14618	362 370	492 503	07/88	09/96	Platform/Chassis/Dump Truck
2638/ L	OM 440.924/ 925/ 926/ 970/ 978/ 981/ 990	M629		14618	280 320 370	381 435 503	09/91	09/96	Platform/Chassis
2638/ AK/ K/ L	OM 440.924/ 925/ 926/ 927/ 936/ 970/ 978/ 979/ 990	M178		14618	280 320	381 435	09/91	09/96	Platform/Chassis/Dump Truck
2638AS/ 2644S	OM 446.922/ 924/ 925/ 927/ 936	M178		14618	280 320	381 435	07/87	09/96	Truck Tractor
2650/ L	OM 440.973/ 981/ 989/ 997	M178		14618	362 370	492 503	07/92	09/96	Platform/Chassis
3229/ B/ K	OM 442.915/ 916/ 927/ 928	M178		15078	213 218	290 296	09/89	08/94	Platform/Chassis/Concrete Mixer/Dump Truck
3233K/ 3234K/ 3534K	OM 441.982/ 986/ 988/ 989/ 990/ 992/ 993/ 998 OM 445.922/ 929/ 930/ 937	M633		10964	230 250	313 340	07/92	09/96	Dump Truck
3233B	OM 441.982/ 985	M633		10964	250	340	10/90	07/92	Concrete Mixer
3233B/ K	OM 441.982/ 985	M178		10964	250	340	10/90	07/92	Concrete Mixer/ Dump Truck
3234B	OM 441.922/ 988/ 990/ 992	M633		10964	250	340	02/92	09/96	Concrete Mixer
3234B/ K/ 3534K	OM 441.922/ 988/ 990/ 992	M178		10964	250	340	02/92	09/96	Concrete Mixer/ Dump Truck
3235	OM 442.944/ 959/ 963/ 976	M178		14618	260 269	354 366	10/88	07/92	Platform/Chassis
3235K	OM 442.950/ 952/ 959	M178		14618	260 269	354 366	07/87	07/92	Dump Truck

M178∅₁ 125**M278**∅₁ 135**M629****M633****MERCEDES BENZ**

**DOLZ****C. C.****KW****CV**

MERCEDES BENZ

SK

3238/ 3535AK/ K/ 3538AK/ K	OM 402.971/ 973/ 977/ 978/ 982/ 983/ 987	M178		12763	280	381	10/90	09/96	Platform/Chassis/Dump Truck
3238/ L	OM 440.926/ 939/ 970/ 980	M178		14618	280 320	381 435	10/90	09/96	Platform/Chassis
3238	OM 440.971/ 989/ 997	M178		14618	362 370	492 503	10/90	09/96	Platform/Chassis
3253/ L	OM 446.920/ 933/ 945	M178		14618	390	530	01/96	09/96	Platform/Chassis
3535B/ AK/ K	OM 442.945/ 946/ 957/ 959/ 989	M178		14618	260 269	354 366	10/88	08/94	Dump Truck/Concrete Mixer
3538AK/ K	OM 446.926/ 930/ 931	M178		14618	280	381	01/94	09/96	Dump Truck
3538AK/ K	OM 440.939/ 940/ 970/ 979/ 984/ 985	M178		14618	320	435	03/91	09/96	Dump Truck
3538AK/ K	OM 440.975/ 982/ 983/ 989/ 997	M178		14618	362 370	492 503	03/91	09/96	Dump Truck
3550S/ 3553S	OM 440.970/ 971/ 973/ 975/ 978/ 979/ 981/ 982	M178		14618	320	435	07/87	09/96	Truck Tractor
3550S/ 3553S	OM 442.906/ 907/ 923/ 925/ 942/ 966/ 978/ 985/ 989/ 993/ 997	M178		15080	210 218	286 296	07/87	09/96	Truck Tractor
4050A/ 4850A	OM 423.950	M278		18273	368	500	07/87		Platform/Chassis

MERCEDES BENZ

**DOLZ****C. C.****KW****CV**




MERCEDES BENZ

T2/ L

L408DG/ L508DG/ L608D	OM 314.948/ 946/ 967	M648		3782	60 63	82 85	01/70	12/88	Platform/Chassis/ furgon- eta/break
L613D	OM 353.963/ 966	M612		5700	96	130	04/77	12/88	Platform/Chassis/ furgon- eta/break
L911	OM 352.911		M611	5675	81	110	01/72	07/83	Platform/Chassis
LK608D	OM 314.946/ 948/ 961/ 963	M648		3780	63	85	02/84	12/88	Dump Truck
LK911/ LKO911	OM 352.911		M611	5675	81	110	01/72	07/83	Dump Truck
LKO508DG	OM 314.946/ 948/ 959/ 961/ 962/ 963	M648		3780	63 63	85 86	09/72	06/88	Dump Truck
LS911	OM 352.911 OM 353.901/ 940/ 980		M611	5675	74 81	100 110	01/72	07/83	Truck Tractor
U100/ U110T/ U1100T/ U1000T	OM 352.911 OM 353.901/ 940/ 980		M611	5675	74 81	100 110	01/72	07/83	Truck Tractor

T2/ LN1

609D/ 611D/ 711D/ 811D	OM 354.902/ 903/ 901 OM 364.950/ 952/ 957/ 958	M635		3972	77 85	105 115	04/86	12/94	Platform/Chassis/ furgon- eta/break
609D/ 709D/ 809D	OM 364.906/ 911/ 920/ 921	M635		3972	63 66	86 90	04/86	12/94	Platform/Chassis/ furgon- eta/break
609DK/ 709DK/ 809DK	OM 364.906/ 911/ 920/ 921/ 919/ 921	M635		3972	63 66	86 90	04/86	12/94	Dump Truck
611DK/ 811DK	OM 354.901/ 903 OM 364.950/ 952/ 958	M635		3972	77 85	105 115	04/86	12/94	Dump Truck
714D/ 814D/ DA	OM 354.923/ 924/ 925 OM 364.981/ 986/ 984/ 987	M635		3972	100 103	136 140	11/87	12/94	Platform/Chassis/ furgon- eta/break
809DT	OM 364.906/ 911/ 920/ 921	M635		3972	63 66	86 90	04/86	12/94	Truck Tractor

M611**M612****M635****M637****MERCEDES BENZ**

**DOLZ**

Φ

d

C. C.

KW

CV




MERCEDES BENZ

T2/ LN1

O609D/ O611D/ O614D	OM 364.913/ 952/ 954/ 980/ 981	M635		3972	66 85 100	90 116 136	07/87	12/92	Bus
---------------------	--------------------------------------	-------------	--	------	-----------------	------------------	-------	-------	-----

Unimog

LS911	OM 352.911 OM 353.901/ 940/ 980		M611	5675	74 81	100 110	01/77		Truck Tractor
U100/ U110/ U110T/ U1000T/ U1100L/ U1100T	OM 352.911 OM 353.901/ 940/ 980		M611	5675	74 81	100 110	01/77		Truck Tractor
U100/ U110/ U110T/ U1000T/ U1100L/ U1100T	OM 353.901/ 940/ 980	M637		5675	74 81	100 110	01/77	05/88	Platform/Chassis/Truck Tractor
U1000	OM 353.962	M637		5675	70	95	01/77	05/88	Platform/Chassis
U110/ U110L	OM 364.955/ 958	M635		3973	75 77	102 105	02/92		Platform/Chassis
U1150/ U1150L	OM 353.907/ 940		M611	5675	81 92	110 125	05/88		Platform/Chassis
U1200/ U1200T/ U1250	OM 353.973/ 995	M612		5675	92	125	02/82	05/88	Platform/Chassis/Truck Tractor
U1200/ U1200T/ U1300/ U1300L	OM 353.973/ 995/ 961	M637		5675	92 96	125 131	01/77	05/88	Platform/Chassis/Truck Tractor
U125/ U1100L	OM 353.907		M611	5675	92	125	01/77	01/88	Platform/Chassis
U130/ U140/ U140T	OM 364.982/ 985	M635		3972	98 103	133 140	07/92		Platform/Chassis/Truck Tractor
U1300/ U1300L	OM 353.961/ 973	M612		5675	92 96	125 131	01/77	05/88	Platform/Chassis
U140L	OM 364.985	M635		3972	100 103	136 140	07/92		Platform/Chassis
U1500/ U1500T	OM 353.958	M637		5675	110	150	01/77	05/88	Platform/Chassis/ Truck Tractor
U1700/ U1700L	OM 353.959	M637		5675	124	169	05/78	09/88	Platform/Chassis
U300/ U400	OM 904.928	M643		4249	130	177	03/00		Platform / chassis 4x2/4x4/6x2/6x4/6x6

M643**M648****MERCEDES BENZ**

**DOLZ****C. C.****KW****CV**

MERCEDES BENZ

Unimog

U80/ U84/ U90	OM 352.903/ OM 353.902		M611	5675	62 66	84 90	05/69	01/88	Platform/Chassis
U900	OM 353.902		M611	5675	62 66	84 90	01/77		Platform/Chassis
U900	OM 353.940		M611	5675	81	110	01/77	01/88	Platform/Chassis

Zetros

1833A/ 2733A	OM 926.935/ 936	M643		7201	240	326	09/08		Platform/ Chassis 4x2/ 4x4/ 6x2/ 6x4/ 6x6
	OM 441.900/ 919/ OM 442	M078							
	BM 950/ 951/ 952/ 953/ 955/ 956/ 957/ 959	M626							
	BM 980/ 981/ 982/ 983/ 984/ 986	M626							

MERCEDES BENZ






232/ 322/ 327/ 1113/ 1313/ 1317/ 1517/ 1813/ O 321H/ HL		M620							Turbina/ Impeller Ø87mm
311L/ LA/ LP/ LAP 312L/ LA/ LAP	OM 352 --> 018151	M620							Turbina/ Impeller Ø87mm
328L/ LA/ LP/ LAP	OM 352 --> 034435	M620							Turbina/ Impeller Ø87mm
352BM/ 353/ O309D/ OM 352/ O302 OM	OM 362 LA	M612							
408/ 508/ 608/ 709/ 808/ 809/ LF508	OM 314 459637 --->	M648							
441	OM 352 A	M638							
710/ 911B/ L/ LA/ O 322	OM 352 --> 011957	M620							Turbina/ Impeller Ø87mm
905/ 908/ 909/ 910/ 911/ 913	OM 403 OM 407 H	M617							Turbina/ Impeller Ø125mm
910/ 912/ 914/ 916/ 918/ 960/ 962/ 967/ 969/ 977/ 984		M614							
911L/ LA/ LP/ LAP	OM 352 --> 034435	M620							Turbina/ Impeller Ø87mm

MERCEDES BENZ**M078**

Ø125

**M178**





Ø125

**M610****M610CT****M617****M620****M622****M623****M643****M648**

**DOLZ****C. C.****KW****CV**

MERCEDES BENZ

914/ 915/ 916/ 918	OM 421	M617							Turbina/ Impeller Ø125mm/ Mot. 017467--> 129660
1000	OM 352 A	M638							
1017/ 1320/ 1320S/ 1419C/ CL/ L/ LS	OM 366 LA	M610CT	M610			148 201			
1019/ 1619S/ 1719/ 1819/ 1919/ 2219L/ 2419/ O 303	OM 401 129661-->	M178							
1113/ 1114/ 1516	OM 352		M611				69		6cil/cyl.-w/out backplate
1215	OM 366 1215- 1615-2115	M610CT	M610						+ Modelos OH/ Models OH
1222/ 1621S	OM 421	M178							
1300-443/ 1500-443/ U110-406/ 416/ U120-425	OM 352/ A	M637							
1319/ 1619/ 1621/ 1817/ 1819	OM 360	M623							
1419C/ CL/ L/ LS/ 1420/ 1420L/ 1620	OM 362	M612							
1425/ 1928	OM 422	M178							
1426/ 1729/ 1928/ 1929	OM 442 -->.504397	M178							
1517/ 1519/ 1924/ 1929/	OM 355 BRAZIL	M615				177 240			
1619 / 2219/ LP1317/ LP1517/ LP1519/ LP1617/ OF1317/ OF1417/ OF1621	OM 360	M622							
1623K/ L/ LP/ 1626K/ LP/ 1924L/ 1926AK		M617							Turbina/ Impeller Ø125mm
1624/ 1626L/ LP/ 1924L/ 1926K/ AK	OM 402 129661-->	M178							
1626 L/ LP/ 1632K/ L/ LP/ 1929/ 1932	OM 403 129661-->	M178							
1733	OM 441 -->.504397	M178							
1748/ 1948		M178							
1924	OM 402	M617							
1936/ 2036/ 2236	OM 423	M178							
1938/ 1938S/ 1938LS/ 1944LK	OM 457 LA	M629							Turbina/ Impeller Ø135mm
2025/ 2028	OM 422	M178							

M611**M612****M614****M615****M626****M629****M637****M638****MERCEDES BENZ**

**DOLZ**

Φ

D

C. C.

KW

CV




MERCEDES BENZ






2026/ 2219LK/ 2626AB/ AK		M617							Turbina/ Impeller Ø125mm
2026/ 2224B/ K/ 2226/ 2626SB/ AK	OM 402 129661-->	M178							
2032/ 2226/ 2232/ 2626AB/ 2626AK/ 2632AK/ AS3032	OM 403 129661-->	M178							
2033/ 2233	OM 422 A	M178							
2035S/ 2035LS/ 2235/ 3535	OM 442 -->.504397	M178							
2219	OM 355 BRAZIL	M615					141 192		
2219	OM 360	M623							
2219	OM 366 LA	M610CT	M610				148 201		
2219/ 2220/ 2222	OM 362	M612							
2221/ 2238/ 2638/ 2644/ 2648	OM 421/ OM 422LA	M178							
3025/ 3028/ 3228/ 3328	OM 422	M178							
3529	OM 442 -->.504397	M178							
F150/ LA1517/ LA1519/ LP1317/ LP1517/ LP1519/ OF1317/ OF1417	OM 360	M623							
H 905/ 908/ 909/ 910/ 911/ 913/ 914/ 915/ 916/ 918	OM 407 . 017498-->	M178							
O 303	OM 402/ OM 403 129661-->	M178							
O 355/ O 364/ OH 1419	OM 355 BRAZIL	M615					177 240		
U 54-403/ U 60-413	OM 314/ OM 314.953	M613			40 59	50 80			
U 72-403/ U 72-413/ U 80-413/ U 80-416	OM 314	M613							
U 800-U 800 L	OM 314	M613							
	OM 447 H - BM 905/ 7/ 8/ 10/ 11/ 13/ 14/ 16	M626							
	OM 447 A/ HA/ HLA/ LA EURO2 - BM 970 - BM 994	M626			55	75			

M178

Ø125

**M278**

Ø135

**M303****M501****M615****M617****M623****M626**

**DOLZ**

Φ

d

C. C.

KW

CV



mitsubishi

Canter

Canter 60	4D31T	M501		3298	86	117	07/86		Platform/Chassis/ Dump Truck
-----------	-------	-------------	--	------	----	-----	-------	--	------------------------------

NEOPLAN

Centroliner

N4416/ N4420/ N4421	D 2866 LUH 20/ LOH 25	M634		11967	228	310	01/99		Bus
N4420/ N4421	D 2866 LUH 21	M634		11967	257	350	01/99		Bus

Cityliner

N 116	D 2866 KOH373/ LOH07	M278		11967	272 274	370 373	09/90		Bus
N 116	D 2866 TOH	M278		11967	229	311	09/90	09/92	Bus

Jetliner


N 208	D 0826 LOH 02	M303		6871	140	190	09/92		Bus
N 214/ N 216	D 2866 KOH373/ LOH07	M278		11967	272 274	370 373	09/90		Bus
N 214/ N 216	D 2866 TOH	M278		11967	229	311	09/90	09/92	Bus

Skyliner

N 122/ N123	D 2866 KOH373/ LOH07	M278		11967	272 274	370 373	09/90		Bus
N 122	D 2866 TOH	M278		11967	229	311	09/90	09/92	Bus

Spaceliner

N 117	D 2866 KOH373/ LOH07	M278		11967	272 274	370 373	09/90		Bus
-------	----------------------	-------------	--	-------	------------	------------	-------	--	-----

M610**M610CT****M612****M613****M634****NEOPLAN**

**DOLZ**

Φ

d

C. C.

KW

CV



NEOPLAN

Transliner

N314/ N316/ N321/ N323	D2865 LU05/ LUH02	M278		9973	198	270	09/93		Bus
N316/ N321/ N323	D 2865 LOH 02	M278		9973	235	320	09/93		Bus
N 316	D2866 KOH373/ LOH07	M278		11967	272 274	370 373	09/92		Bus
N 316	D 2866 TUH D 2866 UH	M178		11967	185 229	252 311	09/90	09/93	Bus

NEW HOLLAND

F/ FA/ FB

F10/ FL10 E/ FR10 tel.		I142						12/92	CH 78Y00102-->
FA120		S239					01/93		
FA120/ FH150/ FR130/ FR1503B		I142						12/92	
FB7 B		S239					01/93		
FB7B/ FD7/ FD7Btel/ FL5		I142						12/92	CH 250905-->

FD




FD5/ FL5 tel.		I142						12/92	CH 201361-->
FD9/ FR7B/ FR7C/ FR9tel		I142						12/92	CH 00349-->
FD5/ FD7/ FD7B/ FD9/ FD10		S239					01/93		
FD14/ FD14 E		I136							
FD14/ FD14 E/ FL14 E		I273							
FD30B/ FD30C/ FD30HA/ FD30HR/ FD30HSU/ FD30HUI		I260							

FE


FE12 L/ Lctel		I142						12/92	CH 00054-->
FE12 MLC tel.		I142						12/92	CH 00034-->
FE12 R tel.		I142						12/92	CH 00134-->

I124

z = 24

I127**I136****I142**

D = 45

S239**NEOPLAN**

**DOLZ**

Φ

d

C. C.

KW

CV



NEW HOLLAND

FE



FE12/ FE12L/ FE12MLC/ FE12R/ FE16/ FE18/ FE18LC/ FE18MLC/ FE18M		S239					01/93	
FE12tel/ FR10/ FR11 B/C		I142					12/92	CH 00125-->
FE16 tel.		I142					12/92	CH 00145-->
FE18 RM tel.		S239						CH 00179-->
FE18 LC tel.		I142					12/92	CH 00096-->
FE18 M tel.		I142					12/92	CH 00030-->
FE18 MLC tel.		I142					12/92	CH 00102-->
FE18 tel.		I142					12/92	CH 00481-->
FE18/ FR12 R/B		S239						
FE20 HD/ LC/ M /MHD/ MLC		I136						
FE20 HD/ LC/ M/ MHD/ MLC		I273						
FE24/ FG75/ FG85/ FG95		I136						
FE24/ FG75/ FG85/ FG95		I273						
FE28 HD/ LC/ M/ MHD/ MLC		I136						
FE28 HD/ LC/ M/ MHD/ MLC		I273						

FH

FH120/ FH150/ FH150-3B/ FH200/ FH200-3B/ FH200E/ FH200LC		S239					01/93	
FH150		I127						
FH200/ FH200LC/ FH200-3B/ FH200EL		I142					12/92	
FH220/ FH300		I136						
FH220/ FH300		I273						
FH400			I124					Engranaje/ Gear h=23mm

FL

FL4 M tel.		I142					12/92	CH 400457-->
FL4M/ FL5/ FL5B/ FL7/ FL7B/ FL10E		S239					01/93	

I260**I273****M178**

Ø125

**M278**

Ø135

**NEW HOLLAND**

**DOLZ**

Φ

d

C. C.

KW

CV



NEW HOLLAND

FL

FL7 tel.		I142						12/92	CH 250910-->
FL10C/ FP40/ FR15/ FR15B		I136							
FL10C/ FP40/ FR15/ FR15B		I273							

FR


FR7 tel.		I142						12/92	CH 000441-->
FR7/ FR7B/ FR7C/ FR9/ DR10/ FR10B/ FR10C/ FR11/ FR130		S239					01/93		
FR9 B		N462							
FR9 B-FR9 C		I146							
FR35		I260							
FR220		I133	I123						Engranaje/ Gear h=20 mm

M/ MX/ S/ SL/ SR/ Someca



M100	C02D		N457						
M100	C03/ C70	N453							
M150/ M152	CP31 VAR1/ CP31VAR51		I271						
MX240 -MX240R			I250						
MX300 -MX300 R			I252						
S9/ S11/ SL9/ SL11/ SR9		N458							
S15 B			I250						-->Matr.24/159
S15 BHD			I250						-->Matr.38/096
Serie 76/ 86/ 93/ 94		S239					01/93	12/95	
Serie 76/ 86/ 93/ 94		S240					01/96		
SLC15 B			I250						-->Matr.29/022
Someca 1300 DT		N450							

I123




Z = 23

I133

Z = 23

I136**I142**

D = 45

I260**I267****I271****I273****N458****N461****N462****S239****NEW HOLLAND**

**DOLZ**

Φ

d

C. C.







KW

CV



NEW HOLLAND

2 LC		S239					01/93		
7CFL8C/ 7D		N458							
10B/ 10.8/ 10.8B		N461							
10CTA/ 10LCP		I136							
10CTA/ 10LCP		I273							
14B/ 20			I250						
14C/ 14LGP/ 14CTA			I267						
35/ 40/ 45/ 50			N457						
45.66/ 50.66/ 55.46/ 55.65/ 55.66/ 55.90		S239					01/93	12/95	
45.66/ 50.66/ 55.46/ 55.65/ 55.66/ 55.90		S240					01/96		
60.46/ 60.65/ 60.66/ 60.90/ 65.45/ 65.66/ 65.90		S239					01/93	12/95	
60.46/ 60.65/ 60.66/ 60.90/ 65.45/ 65.66/ 65.90		S240					01/96		
65 B	8061.05.000/ 8065.105.000	I145							
70.65/ 70.66/ 70.90		S239					01/93	12/95	
70.65/ 70.66/ 70.90		S240					01/96		
80.65/ 80.66/ 80.90/ 85.55		S239					01/93	12/95	
80.65/ 80.66/ 80.90/ 85.55		S240					01/96		
80C/ 100C/ 120C		N458							
90.90/ 95.55C		S239					01/93	12/95	
90.90/ 95.55C		S240					01/96		
90C	C03.130T VAR 2300	N458							
100.90/ 115.90/ 140.90DT		S239					01/93	12/95	
100.90/ 115.90/ 140.90DT		S240					01/96		
100C/ FA150		I136							
100C/ FA150		I273							
160.90/ 180.90	TD 83.65.25.500/ 501/502/503	N451							
512/ 513			N457						

I145**I146****I250****I252****N450****N451****N453****N457****S240****NEW HOLLAND**

**DOLZ**

Φ

∅

C.C.

KW

CV



NEW HOLLAND

580/ 580DT/ 680/ 680DT 780/ 780DT/ 855C		I135							
590		N453							
880	TD C03/75 VAR.2/4/10/12/14	N452							
1355 C/ 1580	TD 83.65.05.500/ 590	N451							
1580/ 1880	TD 83.65.25.500/ 501/502/503	N451							
3700/ 3790/ 3790R		I260							
3700/ 3790/ 3790R		N460							
AD14 / AD14L/ BD14/ BD14L			I250						
FL9/ FL10/ FL10B		N461							
FL12/ FL14/ FL14B			I250						
FL6			N457						






NISSAN

Atleon/ Cabstar E/ Fork-Lift/ Ebro

110.35/ 120.35/ 110.56/ 120.56	BD-30Ti	N141		2953	78 88	106 120	09/00		Platform/Chassis
110.35/ 110.45/ 120.35/ 120.45	BD-30Ti	N141		2953	78	106	10/98	10/06	Platform/Chassis
J-01	TD 27	N145							
Ebro 100		P313	P333						

L-35/ L-45/ L-50/ L-60/ L-80

L 35/ L 35.08/ L 35.08F/ L 45.08	A428 II	P318		2820					VA
L 35/ L 35.08/ L 35.08F L 45.08	A428 II	P317		2820					VF
L 35.09/ L 50.09/ L 60.09 L 80.09/ 14	B440	N124							
L 50/ L 80	B440/660	N124							
Patrol	4.165/ A428	P317							VF
Patrol	4.165/ A428	P318							VA

I135**I250****I254****I256****N145****N451****N452****N453****P151****P152****P183****P313****NEW HOLLAND**

**DOLZ**

Φ

d

C. C.

KW

CV



NISSAN

M-110/ M-125/ Trade







3,0	BD30II	N141		2953	63	86	01/94	12/98	Platform/Chassis
M100	BD-30Ti	N141		2953	78	106	01/96	12/98	furgoneta/break
M110.14	B660	N124							
M125.14/ M125.17		N124							

OM

90N100/ OM50/ OM55/ OM65/ OM70/ OM75/ OM80	C03 VAR 41/ C03 VAR 49	I256							
100 OM13/ 110NC/ 110U13/ N100/ OM13/ OM80		I254							
D140/ D160/ N100	C03-80/ C03-80 VAR 7/ CN3/ C03-70	N453							
OM80/ OM90	C03 VAR 7	I258							

PEGASO

1061/ 1063/ 1066	9105.17	P150				200			
1065 EUROPA	9100	P150				170			
1083	9105.42	P151				200			
1083/ 1086/ 2080-50/ 2080-51	9109/ 1646T	P152				260			Salida en angulo/ Outlet in angle
1083/ 1086/ 2080-50	9109.2	P183				200			

I258**I260****N124****N141****N457****N460****N461****P150****P317****P318****P333****PEGASO**

**DOLZ**

Φ

d

C. C.

KW

CV










PEGASO

1121 / 1121L / 1121L5		P104		6550			8/85	
1135	Turbo	P191				230		
1183/ 1185	9109 T	P260				260		Cabina abatible/ Moveable cabin
1217/ 1223/ 2323		P196				230		
1217/6			I-163					Automatico
1226.38/ 1226.170/ 5035NA	260 Intercooler/ 260 Turbo/ 9220	P186				230		Moderno/ Modern Bus
2011.50	Turbo	P150				260		
2180	9109 Turbo	P184				260		Cabina abatible/ Moveable cabin
Autobus		P150				170		Motor trasero/ Rear mounted motor
C-1		P190				230		
Comet	9100.42	P151						
Comet 1000	9040/ 9020	P100		6540				Antiguo 1 salida/ Former 1 outlet
Comet 1090/ 1091/ 1095	9020	P103						2 Salidas/ Outlets
Comet 1216	Turbo 9135.15	P105						Moderno cabina abatible/ Modern moveable cabin
Europa Moderno		P196				230		
Super Comet 1091/1098		P104						2 Salidas/ Outlets
Super Comet 1101	9140	P101						1 Salida/ Outlet
Tractora 1231.T	9156	P184				310 352		
	9154.1	P185				232		

I163

Z = 23

N569**P100****P101****P151****P184****P185****P186****P303****P312****P321****P359****PEGASO**

**DOLZ**

Φ

d

C. C.

KW





CV



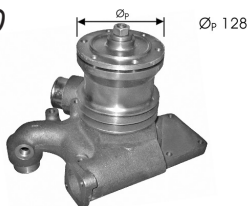
PERKINS

Carretilla/ Dumper/ Hormigonera/ Industriales


4 A.212/ 4 A.236/ 4 A.248	4.236		P359	2840 3450 4040					
1759	4.108 D	P303		1760					
Carterpillar 428/ 438	Retro Mixto	P377	P397						Baja posicion/ Low position
Carterpillar V35	Peugeot	N569				64	67		
Carterpillar/ FIRE/ JCB	4.236	P378	P397						
CF220/ 250 Van	4.108	P312							
Commer/ Dennis-Sedon	6.354		P321	5800					Sin turbo/ With turbo

P103**P104****P105****P150**


D = 73

P190

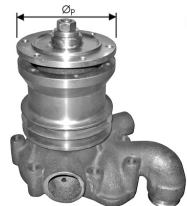
Øp 128

P191


Øp 148

P196

Øp 148

P260

Øp 128

P377

Ø eje = 2.









P378**P397****PERKINS**

**DOLZ****C. C.****KW****CV**

PERKINS

Carretilla/ Dumper/ Hormigonera/ Industriales

Commer	6.354		P322	5800					Baja posicion/ Low position
Commer (UK)/ Dennis-Sedon	6.354	P332	P322	5800					Motores industriales/ Industrial motors
Commer/ Dennis-Sedon			P322	5800					
Dennis Pax IV/ V	6.354	P332	P322	5800					Diesel bedford 1759
Equip. Industriales	4/99	P302					48	68	Chrysler u.k. (Pocision baja/ Low position)
Equip. Industriales		P366					48		Baja posicion/ Low position
Equip. Industriales	3.152/ 4.203	P367					48		Chrysler uk
Equip. Industriales		P375					48		Chrysler u.k. (Pocision baja/ Low position)
Hormigonera	4.203	P307	P357				60	70	Baja posicion/ Low position
Hormigonera	4.203		P357						4 cil/cyl.
Hyster H30,50F	4.192 / 4.203	P355							4 cil/cyl.
JCB	Retro Mixto	P377	P397						
P-3	3.152	P307	P357						
P-3	3.152		P357						Canal estrecho/ Narrow channel
P-309/ P-310/ P-359		P360	P359						Canal ancho/ Broad channel
Sedon	6.354	P332	P322	5800					Motores industriales/ Industrial motors
SP 8000/ CP 27	T 6354		P361						Motores industriales/ Industrial motors
Tecnocar		P324	P359						
V.30/ V.40/ V.50	6.354/ T3.152	P319		5800					Baja posicion/ Low position
	P-4 6.354	P376		5800					6 cil/cyl.

P302**P307****P318****P319****P332****P355****P357****P359****P367****P375****P376****P377**

Ø eje = 2.

**DOLZ**

Φ

∅

C. C.

KW








CV



PERKINS

Tractor

CBT 2500/ CBT 8260	AT 6354/4		P361						6 cil/cyl.
Fordson Dexta		P325	P357		39				3 cil/cyl.
R-30		P365							
	4.336	P377	P397						
	4.108	P323							Doble canal/ Double channel
	4.165	P318		2710					Avia 2000/ 1600
	A4.248		P398						Eje largo/ Long axis 198,65 mm
	6.354	P332	P322	5800					4/5/6 y 12 toneladas/ (Pocision baja/ Low position)
	U5MW0061	P386							
			P397						

P322**P323****P324****P325****P360****P361****P365****P366****P386****P397****P398****RENAULT**

**DOLZ**

Φ

d

C. C.

KW

CV



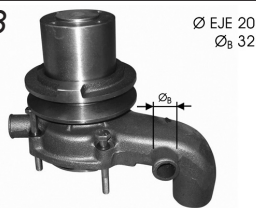



RENAULT

88/ Barreiros/ Agora

88	6305	P308	P358						6 Cil/cyl.
4216/ 4217/ R545 I		B113							
Agora	MIDR 06.20.45 I41	R611		9840	186 188	253 256	01/96		Bus
B70	8140.61.235	S152		2445	53	72	01/83	12/90	Platform/Chassis/Furgon-eta/Break
B90	8140.21.235 IDS/ 8140.27.2530 IDS	S152		2445 2499	68 71	92 97	04/86	01/92	Platform/Chassis/ Furgon-eta/break
BT 70-35D/ 70-45D		S152							
GR 251/ HI 38/ PS 30/ TR 251	D 2566 MTSF	M617							

Kerax

260.18/ 260.18B	MIDR 06.20.45 C/ 4	R611		9839	188	256	06/97		Platform/Chassis
270.18	dCi 11-270	R611		11100	195	265	01/01		Platform/Chassis
300.18/ 300.18B/ 300.26/ 300.26A/ 300.26B	MIDR 06.20.45 D/ 41	R611		9839	219	298	06/97		Platform/Chassis
300.26/ 300.26A/ 300.26B/ 340.26/ 340.26A/ 340.26B/ 340.32A	MIDR 06.20.45 D/ 41/ MIDR 06.20.45 E/ 41	R611		9839	219	298	06/97		Concrete Mixer
300.26/ 300.26B	MIDR 06.20.45 D/ 41	R611		9839	219	298	06/97		Dump Truck
320.18/ 320.26	dCi 11G	R611		11100	230	313	01/01		

B113**B120****B121****M307****S152**

**DOLZ**

Φ

d

C. C.

KW

CV



RENAULT

Kerax

340.18/ B/ 340.26/ A/ B/ 340.32/ A	MIDR 06.20.45 E/ 41	R611		9839	249	339	06/97		Platform/Chassis/ Dump Truck
350.34	MIDR 06.23.56 A/ 3	R611		11100	255	347	01/03		Platform/Chassis
370.18/ 370.26/ 370.32	dCi 11E	R611		11100	266	362	01/01		
385.18/ B/ T/ 385.26/ A/ B/ C/ T 385.32/ A/ B	MIDR 06.23.56 A/ 41	R611		11100	280	381	06/97		
400.18/ T/ 400.26/ A/ B/ C/ T/ 400.32B/ 400.32C/ 400.32A	MIDR 06.23.56 B/ 41	R611		11100	288	392	01/00		
420.18/ 420.26/ 420.32/ 420.34	dCi 11C	R611		11100	303	412	01/01		

Magnum/ Mascott/ Maxter/ Midliner

110.35/ 110.50	8140.43.B.3586/ 8140.43.B.3588/ 8140.43.C.2586	B120		2800	78	106	01/99	06/04	Platform/Chassis/ Furgoneta/Break
110.35/ 110.50	8140.43.B.3586/ 8140.43.B.3588/ 8140.43.C.2586	B121		2800	78	106	01/99	06/04	Platform/Chassis
130.35/ 130.55	8140.43.S.2585/ 8140.43.S.3585	B120		2800	92	125	01/99	06/04	Platform/Chassis/ Furgoneta/Break
140.35/ 140.55	8140.43 k	B120		2800	103	140	01/01	06/04	Platform/Chassis/ Furgoneta/Break
150.35	8140.43 N.3585	B120		2798	107	146	10/01	06/04	Platform/Chassis
E.TECH 480.26	MACK E.TECH C/ 46	M307		12000	347 353	472 480	05/00		Platform/Chassis

M617**P308****P358****R611****RENAULT**

**DOLZ**

Φ

d

C. C.

KW

CV



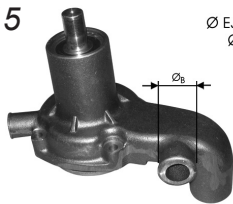
RENAULT

Magnum/ Mascott/ Maxter/ Midliner

G 340ti.18/ G 340ti.18T G 340ti.19/ G 340ti.19T G 340ti.25/ G 340ti.25A G 340ti.25G/ 340ti.25/ 340ti.25B/ G 340ti.26 G 340ti.25C/ G 340ti.32 G 340ti.32A/ G 340ti.32 G 340ti.32B/ CG 340ti.34 G 340ti.40	MIDR 06.20.45 E/ 41/ MIDR 06.20.45 E3	R611		9839	249	339	10/92	06/97	Platform/Chassis/ Dump Truck/ Concrete Mixer
M 180.15/ D	MIDR 06.02.26 V	E110		6174	129	175	11/92	10/96	Platform/Chassis

Premium

Distribution 210.18D/ 220.18	dci 6W/ MIDR 06.02.26 W/ 4	R611		6177	154 158	209 215	04/96		Platform/Chassis
Distribution 250.18D	MIDR 06.02.26 Y/ 41	R611		6180	184	250	04/96		Platform/Chassis
Distribution 270.18	dci 6A	R611		6177	195	265	08/00		Platform/Chassis
Distribution 300.18D/ DT/ 300.26D 340.18D/ DT/ 340.26D Route 300.18T/ 340.18T	MIDR 06.20.45 D/ 41/ MIDR 06.20.45 E/ 41	R611		9839	219	298	04/96		Platform/Chassis/ Truck Tractor
Distribution 320.18/ D/ 320.24D/ 320.26D Route 320.18	dCi 11G/ dCi 11E	R611		11100	230 266	313 362	08/00		Platform/Chassis/ Truck Tractor
Distribution/ Route 420.18/ 420.18T/ 420.24/ 420.25	dCi 11C/ dCi 11 B/ 43	R611		11100	303	412	08/00		Truck Tractor
Distribution 420.18D	dCi 11C	R611		11100	303	412	08/00		Platform/Chassis
Route 300.18/ 340.18/ 340.26	MIDR 06.20.45 D/ 41/ MIDR 06.20.45 E/ 41	R611		9839	219	298	04/96		Platform/Chassis
Route 370.18/ 370.24/ 370.26	dCi 11E	R611		11100	266	362	08/00		Platform/Chassis
Route 420.18/ 420.24/ 420.26	dCi 11C	R611		11100	303	412	08/00		Platform/Chassis

B115Ø EJE 25
Øb 42**B116****B182****E110****RENAULT**

**DOLZ**

Φ

d

C. C.

KW


CV



RENAULT

R/ Saviem/ Super 7

GBH 260 (6x6)/ 280 (6x6)	MD 06.35.40/ MDS 06.35.40	B116					79			
GLM 280/ GR 280 (6x4)/ GR 280-PX 28/ TBH 280 (6x4) (6x6)/ TLM 280/ TR 280-PX 28T	MIDS 06.35.40	B116					79			
GLM/ TLM 280/ GR/ TR 280	MIDA 06.35.40	B116								
GR 305-PX 30/ GRH 305 (6x4) PX 30 V/ TR 305 PX 30T	MDR 06.35.40A/ MIDR 06.35.40B/ MDR 06.35.40	B116					79			
GRH/ TRH 305/ R310/ 310T	MDS 06.35.40	B116								
PR 14 SR/ SL/ R 310/T/TD (4x2)(6x4)/ THR 305 (6x4) PX 30 VT	MIDR 06.20.30/ MIDR 06.35.40	B116				264				
R 310.16/ T/ R 310.17/ T/ R 310.22/ T	MIDR 06.35.40 C	B116		11941	224 228	305 310	29495	03/89		Platform/Chasis/ Truck Tractor
R 340/ R 365		B116								Frances/ French
R 350.18	MIDR 06.35.40 G	B116		12024	259	352	32874	05/91		Platform/Chassis
R 370.16/ T/ R 370.22/ T	MIVS 08.35.30 F	B182		14886	268	364	30590	07/85		Platform/Chassis
	580/ 591/ 599/ 712/ 720/ 712	R200								Diesel
	PERKINS 3152	P376								
			B115							Con eje/ Axis 25 mm

P376**R200****R611**

**DOLZ**

Φ

D

C. C.

KW

CV




SCANIA

2-Series

92H245/ 92H275 92M245/ 92M275	DS 9.01/ DSC 9.01	E112		8475	180 202	245 275	01/85	12/86	Platform/Chassis/ Truck Tractor
92 M/ 275	DSC 9.01	E112		8475	202	275	01/87	12/88	Platform/Chassis
112H280	DS 11.14	E110		11000	206	280	01/81	12/86	Platform/Chassis/ Dump Truck/ Truck Tractor
112H305/ 112M305	DS 11.15	E110		11000	224 232	305 316	01/81	12/86	Platform/Chassis/ Dump Truck/ Truck Tractor
112/ 114/ 124	DSC 11-DSC 12	E114							Todos los modelos/ All models
K112/ L112/ T112/ G112/ P112/ R112	DSC11/ DS11	E110				379			
Serie 142	DS14/ DSC14/ DS14.06/ DSC14.01	E118							Todos los modelos/ All models

3-Series

93H220/ M220	DSC 9.10	E112		8475	162	220	12/91	12/96	Platform/Chassis
93H250/ M250/ T93H250	DS9.05/ DSC9.07	E112		8475	185	252	01/90	12/96	Platform/Chassis/ Dump Truck
93H250/ M250	DS9.05/ 07	E112		8475	185	252	01/90	12/96	Concrete Mixer
93H280/ 93M280/ T93H280	DSC9.02/ 08	E112		8475	207 208	282 283	01/90	12/96	Platform/Chassis/ Dump Truck/ Concrete Mixer
93M210	DS 9.08	E112		8475	155	211	03/88	12/91	Platform/Chassis
93M220	DSC 9.10	E112		8475	162	220	12/91	12/96	Truck Tractor
93M230	DS 9.06	E112		8475	167	227	03/88	12/91	Platform/Chassis/ Truck Tractor
93M250	DS9.05/ DSC9.07	E112		8475	185	252	01/90	12/96	Truck Tractor
93 M/ 280	DSC9.02/ 08	E112		8475	207 208	282 283	01/90	12/96	Truck Tractor
143E450/ 143H450/ 143M450/ T143E450/ T143H450	DSC14.03/ 10	E120		14190	331 333	450 453	01/90	12/96	Platform/Chassis/ Truck Tractor/ Dump Truck
143H400	DSC 14.06	E120		14190	297	404	05/88	12/89	Platform/Chassis/ Truck Tractor
K 113	DS11.34/ 73/ DSC11.08	E110		11020	228	310	11/90		Bus

E110**E112****E113****E114**

**DOLZ**

Φ

d

C. C.

KW

CV





SCANIA

3-Series

K 113 CLB	DSC11.22	E110		11020	280	381	07/90	12/96	Bus
K 113 CLB	DSC11.81	E110		11020	305	415	01/91	12/97	Bus
L 113 CLB	DS11.34/ DSC11.08	E110		11020	228	310	01/90	12/96	Bus
T113E320/ T113H320	DSC11.16/ 17/ 21	E110		11020	235 239	320 325	01/90	12/96	Platform/Chassis/ Dump Truck
T113E360/ T113H360	DSC11.13/ 18/ 23	E110		11020	266 267	362 363	01/90	12/96	Truck Tractor
T113H320	DSC11.16/ 17/ 21	E110		11020	235 239	320 325	01/90	12/96	Truck Tractor
T113H360	DSC11.13/ 18/ 23	E110		11020	266 267	362 363	01/90	12/96	Platform/Chassis

4-Series

94 P		E113		11700	294	400	09/96		Truck Tractor
94C260	DC9.02	E113		11700	294	400	09/96		Dump Truck
94C260/ 94D260/ 94G260	DSC9.12	E113		14200	338	460	09/96		Platform/Chassis
94C310/ 94D310/ 94G310/ 94L310	DSC9.13/ 15	E113		14200	390	530	09/96		Platform/Chassis/ Truck Tractor
94D220/ 94G220	DSC 9.11	E113		14200	390	530	09/96		Dump Truck
94D260/ 94G260	DC9.02/ DSC9.12	E113		14200	338	460	11/95		Truck Tractor
114C340/ 114G340/ 114L340/ T114G340	DC11.01/ 03	E114		9000	191	260	12/96		Platform/Chassis/ Dump Truck
114C340/ 114G340/ 114L340/ T114G340/ T114L340	DSC11.79	E114		9000	228	310	08/96		Platform/Chassis/ Truck Tractor
114C380	DC11.02/ 04	E114		9000	228	310	08/96		Dump Truck
114C380/ 114G380/ 114L380	DC11.02/ 04	E114		9000	162	220	08/96		Platform/Chassis/ Truck Tractor
114C380/ 114G380/ 114L380	DC11.02/ 04	E114		9000	191	260	08/96		Truck Tractor
124C360	DSC 12.02	E114		9000					
124C360/ 124G360/ 124L360/ T124G360	DSC 12.02	E114		10600	250	340	03/98		Platform/Chassis

E118**E120**

**DOLZ**

Φ

d

C. C.

KW

CV



SCANIA

4-Series

124C360/ 124G360/ T124G360/ T124L360/ 124C400	DSC 12.01/ 02	E114		10600	250	340	05/96		Dump Truck
124C400/ 124G400/ T124G400/ T124L400/ 144C460/ 144G460/ 144L460/ T144G460/ T144L460	DSC 12.01/ DSC 14.15	E114		10600	280	381	03/98		Platform/Chassis/ Truck Tractor/ Dump Truck
144C530/ 144G530/ 144L530/ T144G530/ T144L530	DSC 14.13	E115		11700	265	360	09/96		Platform/Chassis/ Truck Tractor/ Dump Truck
144L460	DSC 14.15	E115		11700	294	400	09/96		Platform/Chassis

P/ G/ R/ T/ 111 -Series

P380/ R340/ R380	DC 11.09	E117		10600	279 280	380 381	03/04		Concrete Mixer
P380/ R380	DC 12.18	E117		11716	279 280	380 381			Platform/Chassis
R380	DC 12.13	E117		11700	280	380			Platform/Chassis
R420	DC 12.14/ 12	E117		11716	309	420			Platform/Chassis
	D 11/ DS 11	E111							Todos los modelos/ All models


SEAT

124/ 131/ 132/ 1430

124/ 132/ 1430/ Super Mirafiori	4.108 Perkins	P303							
---------------------------------	---------------	-------------	--	--	--	--	--	--	--

UNIC


80/ 90	C03 VAR 7	I258							
150U20/ 159U20		I240							
190 PAC 26/ 190.26N 260 PAC 26/ 260.26N/ 260.26NW/ 330 PAC 26 330.26N			I250						
Poker III 315.8.18		I126							

E111**E114**

HT 17

E115

HT 21,5

E117

ØT.=112mm

P303**R612**

ØP = 148

R612SP**V200****SCANIA**

**DOLZ**

Φ

d

C. C.

KW

CV



VOLVO

F/ FE/ FL/ FS/ NL

F10/ F12/ FL10 Intercooler 320/ 360/ 420		V201							
FL180/ 7,5	D6B	E114		5480	132	180	03/00		Platform/ Chassis
FL10/ FL12/ FS10/ NL10/ NL12/ NL12S		V201							
FE6-TD61/ FE7-TD71 FL6-D6/ FL6-TD63		V200							


FH

400/ 420	D13A400/ B400/ C420	R612	R612SP	12800	294 309	400 420	09/05		Platform/ Chassis/ Truck Tractor
420	D13C420	R612	R612SP	12800	309	420	01/09		Truck Tractor
440	D13A440/ B440/ H440	R612	R612SP	12800	324	440	09/05		Platform/ Chassis/ Truck Tractor
460	D13C460	R612	R612SP	12800	338	460	01/09		Platform/ Chassis/ Truck Tractor
480/ 520	D13A480/ D13A520	R612	R612SP	12800	353 382	480 520	09/05		Truck Tractor/ Platform/ Chassis
500	D13B500/ D13C500	R612	R612SP	12800	368	500	09/07		Platform/ Chassis/ Truck Tractor
540	D13C540	R612	R612SP	12800	397	540	01/09		Platform/ Chassis/ Truck Tractor
550	D16C550	R612	R612SP	16120	404 405	550 551	09/05		Truck Tractor
610	D16C610	R612	R612SP	16120	449 450	610 612	09/05		Truck Tractor
FH12-340	D12A340/ C340/ D340	V207		12100	250	340	08/93		Platform/ Chassis/ Truck Tractor
FH12-380	D12A380/ C380/ D380	V207		12100	279	379	08/93		Platform/ Chassis


I126




I240



I250



I258



V201



V207

**VOLVO**

**DOLZ**

Φ

d

C. C.

KW

CV



VOLVO

FH


FH12/ FM12/ FM12BR/ NH12/ NH12BR	D12C	V207					08/98		
FH12D12A/ FL10D12A/ FL12D12A		V204							para version con cambio manual/ for automatic transmission version
FH16-540/ 550	D16C550/ DC16E540/ D16G540	R612	R612SP	16120	396 404	540 549	01/03		Truck Tractor/ Platform/ Chassis
FH16-600/ 610	D16G600	R612	R612SP	16120	441 449	600 610	01/09		Truck Tractor
FH16-610	D16C610	R612	R612SP	16120	449	610	01/03		Platform/ Chassis

FL6/ FL7

FL608	D6A180	V200		5480	126 132	171 180	01/91	12/99	Dump Truck
FL608	TD61G/ TD61GA	V200		5480	108 112	147 152	10/85	12/99	Platform/ Chassis
FL611	D6A210/ TD161F/ TD63ES	V200		5480	154	209	12/94	03/00	Platform/ Chassis
FL612	D6A230	V200		5480	169	230	12/95	12/99	Platform/ Chassis
FL612	D6A180/ TD61GB/ TD61GC/ TD61GS/ TD63E	V200		5480	132	180	09/85	12/99	Platform/ Chassis
FL614	D6A180/ D6A230	V200		5480	132 169	180 230	12/95	03/00	Dump Truck/ Platform/ Chassis
FL614	D6A210/ TD161F/ TD63ES	V200		5480	150 154	204 209	09/85	03/00	Platform/ Chassis
FL615/ 618	D6A250	V200		5480	184	250	12/95	03/00	Platform/ Chassis
FL619	TD61F	V200		5480	150	204	09/85	11/94	Platform/ Chassis
FL7-D7/ FL7-TD73/ FS7-D7/ FS7-TD73		V200							

R612

ØP = 148

R612SP**V200****V204**

**DOLZ**

Φ

∅

C. C.

KW

CV



VOLVO

FM

FM9-260/ 300	D9A260/ 300	R612	R612SP	9364	191 221	260 300	12/01	09/05	Truck Tractor
FM9-260/ 340	D9A260/ 340	R612	R612SP	9364	191 250	260 340	12/01	09/05	Platform/ Chassis
FM9-300	D9A300/ B300	R612	R612SP	9364	220 221	299 301	12/01	09/05	Platform/ Chassis
FM9-340/ 380	D9A340/ 380	R612	R612SP	9364	250 279	340 380	12/01	09/05	Truck Tractor/ Platform/ Chassis
FM12-340/ FM12H340	D12C340/ D340	V207		12100	250	340	08/98	09/05	Platform/ Chassis
FM12/ 380	D12C380/ D380	V207		12100	279	379	08/98	09/05	Platform/ Chassis
FM300	D9A300/ B300	R612	R612SP	9364	220 221	300 301	09/05		Platform/ Chassis/ camion volquete/ Truck Tractor
FM330/ 370	D11C330/ 370	R612	R612SP	10800	243 272	330 370	09/05		Platform/ Chassis/ camion volquete/ Truck Tractor
FM340/ 380	D9A340/ B340/ B380	R612	R612SP	9364	250 280	340 380	09/05		Platform/ Chassis/ camion volquete/ Truck Tractor
FM360	D13A360/ D13B360	R612	R612SP	12800	264 265	359 360	11/05		Truck Tractor
FM360/ 380	D13A360/ B360/ C380	R612	R612SP	12800	264 280	360 380	09/05		Platform/ Chassis/ camion volquete
FM380	D9B380	R612	R612SP	9364	279 280	380 381	09/05		Dump Truck/ Truck Tractor
FM380/ 400	D13C380/ D13A400/ D13B400	R612	R612SP	12800	280 294	380 400	09/05		Truck Tractor
FM400	D13A400/ B400	R612	R612SP	12800	294 295	400 401	09/05		Truck Tractor
FM400/ 420	D13A400/ B400/ C420	R612	R612SP	12800	294 309	400 420	09/05		Platform/ Chassis/ camion volquete
FM410/ 450	D11C410/ 450	R612	R612SP	10800	302 332	410 450	09/05		Platform/ Chassis/ camion volquete/ Truck Tractor
FM420/ 440	D13C420/ D13A440/ D13B440	R612	R612SP	12800	309 324	420 440	09/05		Truck Tractor
FM440/ 460	D13A440/ B440/ C460	R612	R612SP	12800	324 338	440 460	09/05		Platform/ Chassis/ camion volquete

V207

VOLVO



DOLZ



C. C.

KW

CV



VOLVO


FM

FM460/ 480	D13C460/ D13A480	R612	R612SP	12800	338 353	460 480	09/05		Truck Tractor
FM480/ 500	D13A480/ C500	R612	R612SP	12800	353 368	480 500	09/05		Dump Truck/ Truck Tractor/ Platform/ Chassis

N/ NH/ NL

N10	TD100B/ BG/ G/ 101G	V206							
N10 MARK II	TD100B/ G/ 101G/ 102	V206							
N12		V201							-->12000
N12		V201							12001-->
NH12-380/ 420	D12C380/ C420	V207		12100	279 309	379 420	05/99		Truck Tractor/ Platform/ Chassis
NL10	TD100B/ BG/ G/ 102	V206							
NL10S	TD100B/ BG/ 101G/ 102	V206							
TD121GA/ NL10S		V201							

R612



ØP = 148


R612SP



V201



V206



V207



REFERENCIAS NUEVAS

NEW MODELS

D204	I274	M610CT	M645
D217	I275	M640	P368
D301	J112	M641	R611
E117	L216	M642	R612
I111	M163	M643	R612SP
I112	M501	M644	

REFERENCIAS ELIMINADAS

ELIMINATED PUMPS

B102	I161	P170
B181	I166	P187
I122	I264	P188
I131	N456	
I132	P153	
I160	P154	

REFERENCIAS EN EXTINCIÓN

PUMPS IN EXTINCTION

I136	N457
I142	P150
I145	P151
I159	P183
I162	P375
I271	P376

DOLZ

CAMIÓN · TRUCK/HEAVY DUTY

BOMBAS DE AGUA · WATER PUMPS · POMPE ACQUA · POMPES A EAU

INDICE DE REFERENCIAS DOLZ

THE BUYERS GUIDE

INDEX-RÉFÉRENCES DOLZ

INDICE DEI CODICI DOLZ



DOLZ **PAGS.****A**

A110	34
A111	34
A113	34
A114	33-34
A118	34
A120	34

B

B105	6-7
B107	7
B108	7
B109	7
B110	7
B110SP	7
B111	7
B111SP	7
B112	6
B113	138
B114	20
B115	141
B116	141
B117	7
B118	21
B120	21-139
B121	21-139
B136	6-7
B156	6-7
B160	7
B182	141

D

D101	10-12
D201	10
D202	10
D204	11
D217	10
D301	85

E

E101	12-13
E110	140-142-143
E111	144
E112	142
E113	143
E114	142-143-144
E115	144
E117	144
E118	142
E120	142

DOLZ **PAGS.****F**

F113	16-17
F117	16
F123	17
F144	16
F156	8
F158	8

I

I102	9
I104	9
I105	8
I106	8
I107	8-9
I108	8
I110	6-28-29-30
I111	27-28-30
I112	20
I119	30-31
I120	30-31
I121	20-24-25-27-28
I123	18-19-29-31-130
I124	18-30-31-129
I126	22-23-24-25-32-145
I127	29-31-32
I128	26-27-28-29
I130	26-27-28-29
I133	18-19-29-31-130
I134	18-30-31
I135	132
I136	128-129-130-131
I137	29
I140	24-25
I142	32-128-129-130
I145	131
I146	130
I157	15
I159	16
I162	16
I163	26-27-28-29-134
I164	31
I169	26-27-28-29
I170	21
I201	17
I231SP	15
I236	15
I240	14-144

DOLZ **PAGS.****I**

I241	14
I250	15-18-19-130-131-144
I251	16
I252	14-30-31-130
I254	13-14-16-19-29-133
I255	13-15-16-18
I256	13-15-133
I257	14-15
I258	133-144
I259	15-16-19
I260	14-15-18-19-128-130-132
I261	18-18
I267	14-16-17-131
I271	130
I273	19-128-129-130-131
I274	21-22
I275	16

J

J110	33
J111	33
J112	32-33

L

L214	9-11
L215	8-9
L216	9-22-23-24-25

M

M078	38-101-102-103-104-111-112-114-124
M163	12
M178	35-36-37-38-101-102-103-104-105-106-107-108-109-110-111-112-113-114-115-117-118-119-120-121-125-126-128
M278	36-37-38-39-40-41-42-43-44-45-46-50-51-52-57-59-62-93-113-114-121-127-128
M302	34-35-36-38-52-53
M303	39-53-54-55-56-57-58-59-61-62-127
M307	28-43-44-47-48-49-50-51-52-62-63-64-65-66-67-68-69-70-71-72-73-74-75-76-77-78-79-139
M501	127

DOLZ **PAGS.**

M	
M610	94-95-96-97-98-99-101-102-103-104-107-110-114-116-125
M610CT	94-95-96-97-98-99-101-102-103-104-107-110-114-116-125
M611	100-122-123-124-125
M612	100-106-107-108-111-122-123-124-125
M613	17-94-100-101-126
M614	93-125
M615	125-126
M616	114-115
M617	17-33-38-39-61-62-106-107-108-109-110-111-112-113-114-115-124-125-126-138
M618	43-44-45-46-47-48-49
M619	43-44-45-46-47-48-49-50-51
M620	100-124-125
M622	125
M623	125-126
M624	86-87-88-89-90
M625	86-87-88-89-90
M626	93-114-115-116-124-126
M627	106-108-109-110-111-112-113-114-115-118
M628	34-35-36-37-38-61
M629	111-112-113-120-125-126
M630	90
M632	37-37-40-41-42-43-48-59
M633	39-101-102-103-104-105-106-108-109-110-111-112-113-114-115-116-117-118-119-120
M634	41-42-43-45-46-47-48-50-51-52-53-61-62-65-68-72-74-75-127
M635	94-95-100-122-123
M636	95-96-97-98-99-101-102-103-104
M637	101-123-125
M638	125
M639	36
M640	78
M641	60
M642	39-53-54-55-56-57-58-59-60-61-62-63-64-65-66-67-68-69-70-71-72-73-74-75-76-76-78-79-80-81-82-83-84
M643	91-92-93-122-124
M644	93
M645	91
M648	100-122-124

DOLZ **PAGS.**

N	
N124	132-133
N141	132-133
N145	132
N450	130
N451	131-132
N452	132
N453	16-130-132-133
N457	130-131
N458	130-131
N460	19-132
N461	131
N462	130
N569	134
P	
P100	134
P101	134
P103	134
P104	133-134
P105	134
P150	133-134
P151	133-134
P152	133
P183	133
P184	134
P185	134
P186	134
P190	134
P191	134
P196	134
P260	135
P301	6-85
P302	32-136
P303	6-12-16-84-135-144
P307	6-12-33-136
P308	12-13-138
P309	6-12
P310	84
P311	84
P312	135
P313	6-12-13-132
P314	13-85
P315	84
P316	84
P317	6-13-33-132
P318	13-33-132-137
P319	136
P321	135

DOLZ **PAGS.**

P	
P322	136-137
P323	137
P324	136
P325	84-136
P332	136-137
P333	6-12-13-132
P351	12-84-85
P354	13-85
P355	84-136
P357	12-33-136
P358	12-13-138
P359	12-84-85-135-136
P360	136
P361	85-136
P364	13
P365	136
P366	136
P367	136
P368	85
P375	136
P376	136-141
P377	136
P378	135
P386	137
P397	136-137
P398	85-137
R	
R200	141
R611	138-139-140
R612	145-146-147-148
R612SP	145-146-147-148
S	
S139	15-18-19-29
S150	20
S151	20-21
S152	20-138
S239	18-128-129-130-131
S240	130-131
V	
V200	145-146
V201	145-148
V204	146
V206	148
V207	145-146-147-148

DOLZ

CAMIÓN · TRUCK/HEAVY DUTY

BOMBAS DE AGUA · WATER PUMPS · POMPE ACQUA · POMPES A EAU

CRUCE DE REFERENCIAS ORIGINALES-DOLZ

CROSS REFERENCE LISTING ORIGINALS-DOLZ

LISTE DE CORRESPONDANCE RÉFÉRENCES D'ORIGINALE-DOLZ

TAVOLE COMPARATIVE RIFERIMENTI ORIGINALI-DOLZ

DOLZ-OEM-BRAND


156

OEM-DOLZ-BRAND

160

BRAND-OEM

164



DOLZ OEM MARCAS

A110	AMK2807	LEYLAND-BMC-SAVA
A111	16K0099	LEYLAND-BMC-SAVA
A113	802186	LEYLAND-BMC-SAVA
A114	37D0457	LEYLAND-BMC-SAVA
A118	12B2438	LEYLAND-BMC-SAVA
A120	AMK2367	LEYLAND-BMC-SAVA
B105	OS13211010	BARREIROS
B107	4000133920	BARREIROS
B108	4011363620	BARREIROS
B109	4011363520	BARREIROS
B110	0063847100	BARREIROS
B111	0063847300	BARREIROS
B112	5430013192	BARREIROS
B113	0062612300	RENAULT
B114	50002297602	IVECO
B115	63847100	RENAULT
B116	0000773983	RENAULT
B117	4000133920	BARREIROS
B118	5001830275	IVECO
B118	5001830276	IVECO
B118	99448066	IVECO
B120	5001853804	IVECO
B120	5001853804	RENAULT
B121	5001851798	IVECO
B121	5001851798	RENAULT
B121	500361455	IVECO
B121	500361455	RENAULT
B121	500362834	IVECO
B121	500362834	RENAULT
B136	4011390720	BARREIROS
B156	4011390720	BARREIROS
B160	0063864900	BARREIROS
B182	5000670157	RENAULT
D101	0022704900	DITER
D201	0683225	DAF
D202	0681653	DAF
D204	1664762	DAF
D204	1778280	DAF
D204	1828162	DAF
D217	682958	DAF
D301	4258805	MASSEY FERGUSON
E101	DKN8501	EBRO
E110	1314406	RENAULT
E110	1314406	SCANIA
E111	259065	SCANIA
E112	1338490	SCANIA
E113	1380897	SCANIA
E114	1353072	SCANIA
E114	1353072	VOLVO
E115	1365841	SCANIA
E117	570964	SCANIA

DOLZ OEM MARCAS

E118	320592	SCANIA
E120	382183	SCANIA
F113	C5NE8501A	FORD
F117	105E8501A	FORD
F117	1711733	FORD
F117	5005004	FORD
F117	88EX8591AA	FORD
F117	A790X8591BCA	FORD
F117	EPW181	FORD
F123	D5NF8501E	FORD
F144	2705E8K500	FORD
F156	2701605	BEDFORD
F158	91074231	BEDFORD
I102	3132738R92	CASE-INTERNACIONAL
I104	3132739R92	CASE-INTERNACIONAL
I105	763613R95	CASE-INTERNACIONAL
I106	718891R97	CASE-INTERNACIONAL
I107	3138936R92	CASE-INTERNACIONAL
I108	3144661R93	CASE-INTERNACIONAL
I110	500356553	ASTRA
I110	500356553	IVECO
I111	99483937	IVECO
I112	504029280	IVECO
I119	42530033	IVECO
I120	99458099	IVECO
I121	42532082	IVECO
I123	93190288	IVECO
I123	93190288	NEW HOLLAND
I124	42530032	IVECO
I124	42530032	NEW HOLLAND
I126	98415831	IVECO
I126	98415831	UNIC
I127	4777806	IVECO
I127	4777806	NEW HOLLAND
I128	61318939	IVECO
I130	99453848	IVECO
I133	61315464	IVECO
I133	61315464	NEW HOLLAND
I134	99458098	IVECO
I135	1909627	NEW HOLLAND
I136	4817651	NEW HOLLAND
I137	4760948	IVECO
I140	4838676	IVECO
I142	4813370	IVECO
I142	4813370	NEW HOLLAND
I145	8107660	NEW HOLLAND
I146	99454834	NEW HOLLAND
I157	4543905	FIAT
I159	8807763	FIAT
I162	552113	FIAT
I163	93190284	IVECO

DOLZ OEM MARCAS

I163	93190284	PEGASO
I164	61318938	IVECO
I169	500350785	IVECO
I170	504033770	IVECO
I201	Z8943768630	ISUZU
I236	61690511	FIAT
I240	61690371	FIAT
I240	61690371	UNIC
I241	61690377	FIAT
I250	4606023	FIAT
I250	4606023	IVECO
I250	4606023	NEW HOLLAND
I250	4606023	UNIC
I251	8823323	FIAT
I252	4692698	FIAT
I252	4692698	IVECO
I252	4692698	NEW HOLLAND
I254	93191103	FIAT
I254	93191103	IVECO
I254	93191103	OM
I255	4711706	FIAT
I255	4711706	IVECO
I256	4629770	FIAT
I256	4629770	OM
I257	4812406	FIAT
I258	8829769	OM
I258	8829769	UNIC
I259	61690510	FIAT
I259	61690510	IVECO
I260	4695786	FIAT
I260	4695786	IVECO
I260	4695786	NEW HOLLAND
I261	4557736	IVECO
I267	79014642	FIAT
I267	79014642	HITACHI-SIMIT
I267	79014642	NEW HOLLAND
I271	8829779	NEW HOLLAND
I273	98410023	IVECO
I273	98410023	NEW HOLLAND
I274	504113544	IVECO
I275	1201J4	FIAT
I275	1201K0	FIAT
I275	504102572	FIAT
I275	504248581	FIAT
J110	AT27018	JOHN DEERE
J111	13243	JOHN DEERE
J112	RE505980	JOHN DEERE
L214	J802358	DAF
L215	A77704	CASE-INTERNACIONAL
L215	A77704	CUMMINS
L216	1399689	IVECO

DOLZ OEM MARCAS

L216	504062854	IVECO
M078	4412000201	MAN
M078	4412000201	MERCEDES
M163	1610087511	DAIHATSU
M163	1610087580	DAIHATSU
M163	1610087582	DAIHATSU
M163	1610087586	DAIHATSU
M178	4032004401	MAN
M178	4032004401	MERCEDES
M178	4032004401	NEOPLAN
M278	4222001001	MAN
M278	4222001001	MERCEDES
M278	4222001001	NEOPLAN
M302	51065006302	MAN
M303	51065006476	MAN
M303	51065006476	NEOPLAN
M307	51065007045	IVECO
M307	51065007045	MAN
M307	51065007045	RENAULT
M307	51065009089	IVECO
M307	51065009089	MAN
M307	51065009089	RENAULT
M501	ME013864	MITSUBISHI
M610CT	3662005901	MERCEDES
M611	3522003801	MERCEDES
M611	3522004901	MERCEDES
M611	3522007401	MERCEDES
M611	3522008401	MERCEDES
M611	3522009301	MERCEDES
M611	3522009401	MERCEDES
M611	3532000301	MERCEDES
M611	3532000401	MERCEDES
M611	3532002101	MERCEDES
M611	3532003601	MERCEDES
M611	3532003701	MERCEDES
M612	3532005601	MERCEDES
M613	3142000601	HANOMAG HENSCHEL
M613	3142000601	MERCEDES
M614	3552000101	MERCEDES
M615	3452007101	MERCEDES
M616	4032003701	MERCEDES
M617	4032004901	HANOMAG HENSCHEL
M617	4032004901	KASSBOHRER
M617	4032004901	MAN
M617	4032004901	MERCEDES
M617	4032004901	RENAULT
M618	51065006547	MAN
M619	51065006546	MAN
M620	3532004001	MERCEDES
M622	3602003701	MERCEDES
M623	3602004601	MERCEDES

DOLZ OEM MARCAS

M624	5412000101	MERCEDES
M625	5412001001	MERCEDES
M626	4032007301	MERCEDES
M627	4222001101	MERCEDES
M628	51065006222	MAN
M629	4572000201	MERCEDES
M630	9042002601	MERCEDES
M632	51065006492	MAN
M633	4222001201	MAN
M633	4222001201	MERCEDES
M634	51065006426	MAN
M634	51065006426	NEOPLAN
M635	3642000101	MERCEDES
M636	3662000301	MERCEDES
M636	3902000101	MERCEDES
M637	3532003901	MERCEDES
M638	3532002001	MERCEDES
M639	51065006548	MAN
M640	51065006637	MAN
M640	51065009049	MAN
M641	51065006554	MAN
M642	51065006642	MAN
M643	9062001301	MERCEDES
M643	9062006501	MERCEDES
M644	9062006001	MERCEDES
M645	9062006201	MERCEDES
M648	3142004101	MERCEDES
N124	741001144	NISSAN
N141	2101044G00	NISSAN
N145	2101040K26	NISSAN
N145	2101040K28	NISSAN
N145	2101040K30	NISSAN
N450	8829805	NEW HOLLAND
N451	4796534	NEW HOLLAND
N452	8829790	NEW HOLLAND
N453	8822883	FIAT
N453	8822883	NEW HOLLAND
N453	8822883	OM
N457	577837	NEW HOLLAND
N458	4757341	NEW HOLLAND
N460	4796537	IVECO
N460	4796537	NEW HOLLAND
N461	8829780	NEW HOLLAND
N462	8830732	NEW HOLLAND
N569	7E6744	PERKINS
P100	604006	PEGASO
P101	587218	PEGASO
P103	584509	PEGASO
P104	585769	PEGASO
P105	193921	PEGASO
P150	642988	PEGASO

DOLZ OEM MARCAS

P151	746004	PEGASO
P152	640688	PEGASO
P183	576380	PEGASO
P184	647355	PEGASO
P185	648362	PEGASO
P186	197164	PEGASO
P190	00770131	PEGASO
P191	648894	PEGASO
P196	770131	PEGASO
P260	647148	PEGASO
P301	999018	AVIA
P301	999018	MASSEY FERGUSON
P302	41312034	JEEP
P302	41312034	PERKINS
P303	41312459	AVIA
P303	41312459	EBRO
P303	41312459	FORD
P303	41312459	MASSEY FERGUSON
P303	41312459	PERKINS
P303	41312459	SEAT
P307	747542M91	AVIA
P307	747542M91	EBRO
P307	747542M91	JOHN DEERE
P307	747542M91	PERKINS
P308	41312518	EBRO
P308	41312518	RENAULT
P309	990091	AVIA
P309	990091	EBRO
P310	41313231	MASSEY FERGUSON
P310	999038	MASSEY FERGUSON
P311	41312154	MASSEY FERGUSON
P312	8853765	PERKINS
P313	41312725K3	AVIA
P313	41312725K3	EBRO
P313	41312725K3	NISSAN
P314	220008KL	EBRO
P314	220008KL	MASSEY FERGUSON
P315	241331	MASSEY FERGUSON
P316	41312812	MASSEY FERGUSON
P317	741001052	AVIA
P317	741001052	EBRO
P317	741001052	LAND ROVER
P317	741001052	NISSAN
P317	741001122	AVIA
P317	741001122	EBRO
P317	741001122	LAND ROVER
P317	741001122	NISSAN
P317	909107	AVIA
P317	909107	EBRO
P317	909107	LAND ROVER
P317	909107	NISSAN

DOLZ OEM MARCAS

P317	999099	AVIA
P317	999099	EBRO
P317	999099	LAND ROVER
P317	999099	NISSAN
P317	999107	AVIA
P317	999107	EBRO
P317	999107	LAND ROVER
P317	999107	NISSAN
P318	741001042	EBRO
P318	741001042	LAND ROVER
P318	741001042	NISSAN
P318	741001042	PERKINS
P318	741001133	EBRO
P318	741001133	LAND ROVER
P318	741001133	NISSAN
P318	741001133	PERKINS
P318	741001134	EBRO
P318	741001134	LAND ROVER
P318	741001134	NISSAN
P318	741001134	PERKINS
P318	999108	EBRO
P318	999108	LAND ROVER
P318	999108	NISSAN
P318	999108	PERKINS
P318	999118	EBRO
P318	999118	LAND ROVER
P318	999118	NISSAN
P318	999118	PERKINS
P319	41312784	PERKINS
P321	41312059	PERKINS
P322	75221910	PERKINS
P323	220270K	PERKINS
P324	8445212	PERKINS
P325	41312155	MASSEY FERGUSON
P325	41312155	PERKINS
P332	41312107	PERKINS
P333	41312725K3	AVIA
P333	41312725K3	EBRO
P333	41312725K3	NISSAN
P351	U5MW0023	EBRO
P351	U5MW0023	MASSEY FERGUSON
P354	41313228	EBRO
P354	41313228	MASSEY FERGUSON
P355	241331	MASSEY FERGUSON
P355	241331	PERKINS
P357	41312155	EBRO
P357	41312155	JOHN DEERE
P357	41312155	PERKINS
P358	41312207	EBRO
P358	41312207	RENAULT
P359	3637411M91	EBRO

DOLZ OEM MARCAS

P359	3637411M91	MASSEY FERGUSON
P359	3637411M91	PERKINS
P360	3637411M91	PERKINS
P361	U5MW0133	MASSEY FERGUSON
P361	U5MW0133	PERKINS
P364	220230K	EBRO
P365	964217907	PERKINS
P366	0964217907	PERKINS
P367	41312536	PERKINS
P368	422840M91	MASSEY FERGUSON
P368	U5MW0197	MASSEY FERGUSON
P375	122663600	PERKINS
P376	0950134	PERKINS
P376	0950134	RENAULT
P377	41312327	PERKINS
P378	109890	PERKINS
P386	U5MW0061	PERKINS
P397	41312327	PERKINS
P398	41313226	MASSEY FERGUSON
P398	41313226	PERKINS
R200	0987045300	RENAULT
R611	5001857427	RENAULT
R612	20538845	VOLVO
S139	4639182	FIAT
S139	4639182	IVECO
S150	7303056	IVECO
S151	4714636	IVECO
S152	4720031	IVECO
S152	4720031	RENAULT
S239	98497117	IVECO
S239	98497117	NEW HOLLAND
S240	99454833	NEW HOLLAND
V200	20575653	VOLVO
V200	276835	VOLVO
V200	3183908	VOLVO
V200	3183909	VOLVO
V200	4777708112185	VOLVO
V200	8113522	VOLVO
V200	8192050	VOLVO
V201	1545261	VOLVO
V204	1547155	VOLVO
V206	1545248	VOLVO
V207	5001866278	VOLVO
V207	8170305	VOLVO
V207	8170833	VOLVO

OEM DOLZ MARCAS

13243	J111	JOHN DEERE
109890	P378	PERKINS
193921	P105	PEGASO
197164	P186	PEGASO
241331	P315	MASSEY FERGUSON
241331	P355	MASSEY FERGUSON
241331	P355	PERKINS
276835	V200	VOLVO
320592	E118	SCANIA
382183	E120	SCANIA
552113	I162	FIAT
570964	E117	SCANIA
576380	P183	PEGASO
577837	N457	NEW HOLLAND
584509	P103	PEGASO
585769	P104	PEGASO
587218	P101	PEGASO
604006	P100	PEGASO
640688	P152	PEGASO
642988	P150	PEGASO
647148	P260	PEGASO
647355	P184	PEGASO
648362	P185	PEGASO
648894	P191	PEGASO
0681653	D202	DAF
682958	D217	DAF
0683225	D201	DAF
746004	P151	PEGASO
00770131	P190	PEGASO
770131	P196	PEGASO
773242	P187	PEGASO
0000773983	B116	RENAULT
774082	P188	PEGASO
802186	A113	LEYLAND-BMC-SAVA
909107	P317	AVIA
909107	P317	EBRO
909107	P317	LAND ROVER
909107	P317	NISSAN
0950134	P376	PERKINS
0950134	P376	RENAULT
990091	P309	AVIA
990091	P309	EBRO
999018	P301	AVIA
999018	P301	MASSEY FERGUSON
999038	P310	MASSEY FERGUSON
999099	P317	AVIA
999099	P317	EBRO
999099	P317	LAND ROVER
999099	P317	NISSAN
999107	P317	AVIA
999107	P317	EBRO

OEM DOLZ MARCAS

999107	P317	LAND ROVER
999107	P317	NISSAN
999108	P318	EBRO
999108	P318	LAND ROVER
999108	P318	NISSAN
999108	P318	PERKINS
999118	P318	EBRO
999118	P318	LAND ROVER
999118	P318	NISSAN
999118	P318	PERKINS
1314406	E110	RENAULT
1314406	E110	SCANIA
1338490	E112	SCANIA
1353072	E114	SCANIA
1353072	E114	VOLVO
1365841	E115	SCANIA
1380897	E113	SCANIA
1399689	L216	IVECO
1545248	V206	VOLVO
1545261	V201	VOLVO
1547155	V204	VOLVO
1664762	D204	DAF
1711733	F117	FORD
1778280	D204	DAF
1828162	D204	DAF
1909627	I135	NEW HOLLAND
2701605	F156	BEDFORD
3183908	V200	VOLVO
3183909	V200	VOLVO
4258805	D301	MASSEY FERGUSON
4543905	I157	FIAT
4557736	I261	IVECO
4606023	I250	FIAT
4606023	I250	IVECO
4606023	I250	NEW HOLLAND
4606023	I250	UNIC
4629770	I256	FIAT
4629770	I256	OM
4639182	S139	FIAT
4639182	S139	IVECO
4692698	I252	FIAT
4692698	I252	IVECO
4692698	I252	NEW HOLLAND
4695786	I260	FIAT
4695786	I260	IVECO
4695786	I260	NEW HOLLAND
4711706	I255	FIAT
4711706	I255	IVECO
4714636	S151	IVECO
4720031	S152	IVECO
4720031	S152	RENAULT

OEM DOLZ MARCAS

4757341	N458	NEW HOLLAND
4760948	I137	IVECO
4777806	I127	IVECO
4777806	I127	NEW HOLLAND
4796534	N451	NEW HOLLAND
4796537	N460	IVECO
4796537	N460	NEW HOLLAND
4812406	I257	FIAT
4813370	I142	IVECO
4813370	I142	NEW HOLLAND
4817651	I136	NEW HOLLAND
4838676	I140	IVECO
5020716	F117	FORD
7303056	S150	IVECO
8107660	I145	NEW HOLLAND
8113522	V200	VOLVO
8170305	V207	VOLVO
8170833	V207	VOLVO
8192050	V200	VOLVO
8445212	P324	PERKINS
8807763	I159	FIAT
8822883	N453	FIAT
8822883	N453	NEW HOLLAND
8822883	N453	OM
8823323	I251	FIAT
8829769	I258	OM
8829769	I258	UNIC
8829779	I271	NEW HOLLAND
8829780	N461	NEW HOLLAND
8829790	N452	NEW HOLLAND
8829805	N450	NEW HOLLAND
8830732	N462	NEW HOLLAND
8853765	P312	PERKINS
20538845	R612	VOLVO
20575653	V200	VOLVO
0022704900	D101	DITER
41312034	P302	JEEP
41312034	P302	PERKINS
41312059	P321	PERKINS
41312107	P332	PERKINS
41312154	P311	MASSEY FERGUSON
41312155	P325	MASSEY FERGUSON
41312155	P325	PERKINS
41312155	P357	EBRO
41312155	P357	JOHN DEERE
41312155	P357	PERKINS
41312207	P358	EBRO
41312207	P358	RENAULT
41312327	P377	PERKINS
41312327	P397	PERKINS
41312459	P303	AVIA

OEM DOLZ MARCAS

41312459	P303	EBRO
41312459	P303	FORD
41312459	P303	MASSEY FERGUSON
41312459	P303	PERKINS
41312459	P303	SEAT
41312518	P308	EBRO
41312518	P308	RENAULT
41312536	P367	PERKINS
41312784	P319	PERKINS
41312812	P316	MASSEY FERGUSON
41313226	P398	MASSEY FERGUSON
41313226	P398	PERKINS
41313228	P354	EBRO
41313228	P354	MASSEY FERGUSON
41313231	P310	MASSEY FERGUSON
42530032	I124	IVECO
42530032	I124	NEW HOLLAND
42530033	I119	IVECO
42532082	I121	IVECO
61315464	I133	IVECO
61315464	I133	NEW HOLLAND
61318938	I164	IVECO
61318939	I128	IVECO
61690371	I240	FIAT
61690371	I240	UNIC
61690377	I241	FIAT
61690510	I259	FIAT
61690510	I259	IVECO
61690511	I236	FIAT
0062612300	B113	RENAULT
0063847100	B110	BARREIROS
63847100	B115	RENAULT
0063847300	B111	BARREIROS
0063864900	B160	BARREIROS
75221910	P322	PERKINS
79014642	I267	FIAT
79014642	I267	HITACHI-SIMIT
79014642	I267	NEW HOLLAND
91074231	F158	BEDFORD
93190284	I163	IVECO
93190284	I163	PEGASO
93190288	I123	IVECO
93190288	I123	NEW HOLLAND
93191103	I254	FIAT
93191103	I254	IVECO
93191103	I254	OM
98410023	I273	IVECO
98410023	I273	NEW HOLLAND
98415831	I126	IVECO
98415831	I126	UNIC
98497117	S239	IVECO

OEM DOLZ MARCAS

98497117	S239	NEW HOLLAND
99448066	B118	IVECO
99453848	I130	IVECO
99454833	S240	NEW HOLLAND
99454834	I146	NEW HOLLAND
99458098	I134	IVECO
99458099	I120	IVECO
99483937	I111	IVECO
122663600	P375	PERKINS
500350785	I169	IVECO
500356553	I110	ASTRA
500356553	I110	IVECO
500361455	B121	IVECO
500361455	B121	RENAULT
500362834	B121	IVECO
500362834	B121	RENAULT
504029280	I112	IVECO
504033770	I170	IVECO
504062854	L216	IVECO
504102572	I275	FIAT
504113544	I274	IVECO
504248581	I275	FIAT
741001042	P318	EBRO
741001042	P318	LAND ROVER
741001042	P318	NISSAN
741001042	P318	PERKINS
741001052	P317	AVIA
741001052	P317	EBRO
741001052	P317	LAND ROVER
741001052	P317	NISSAN
741001122	P317	AVIA
741001122	P317	EBRO
741001122	P317	LAND ROVER
741001122	P317	NISSAN
741001133	P318	EBRO
741001133	P318	LAND ROVER
741001133	P318	NISSAN
741001133	P318	PERKINS
741001134	P318	EBRO
741001134	P318	LAND ROVER
741001134	P318	NISSAN
741001134	P318	PERKINS
741001144	N124	NISSAN
964217907	P365	PERKINS
0964217907	P366	PERKINS
0987045300	R200	RENAULT
1610087511	M163	DAIHATSU
1610087580	M163	DAIHATSU
1610087582	M163	DAIHATSU
1610087586	M163	DAIHATSU
3142000601	M613	HANOMAG HENSCHTEL

OEM DOLZ MARCAS

3142000601	M613	MERCEDES
3142004101	M648	MERCEDES
3452007101	M615	MERCEDES
3522003801	M611	MERCEDES
3522004901	M611	MERCEDES
3522007401	M611	MERCEDES
3522008401	M611	MERCEDES
3522009301	M611	MERCEDES
3522009401	M611	MERCEDES
3532000301	M611	MERCEDES
3532000401	M611	MERCEDES
3532002001	M638	MERCEDES
3532002101	M611	MERCEDES
3532003601	M611	MERCEDES
3532003701	M611	MERCEDES
3532003901	M637	MERCEDES
3532004001	M620	MERCEDES
3532005601	M612	MERCEDES
3552000101	M614	MERCEDES
3602003701	M622	MERCEDES
3602004601	M623	MERCEDES
3642000101	M635	MERCEDES
3662000301	M636	MERCEDES
3662005901	M610CT	MERCEDES
3902000101	M636	MERCEDES
4000133920	B107	BARREIROS
4000133920	B117	BARREIROS
4011363520	B109	BARREIROS
4011363620	B108	BARREIROS
4011390720	B136	BARREIROS
4011390720	B156	BARREIROS
4032003701	M616	MERCEDES
4032004401	M178	MAN
4032004401	M178	MERCEDES
4032004401	M178	NEOPLAN
4032004901	M617	HANOMAG HENSCHTEL
4032004901	M617	KASSBOHRER
4032004901	M617	MAN
4032004901	M617	MERCEDES
4032004901	M617	RENAULT
4032007301	M626	MERCEDES
4222001001	M278	MAN
4222001001	M278	MERCEDES
4222001001	M278	NEOPLAN
4222001101	M627	MERCEDES
4222001201	M633	MAN
4222001201	M633	MERCEDES
4412000201	M078	MAN
4412000201	M078	MERCEDES
4572000201	M629	MERCEDES
5000670157	B182	RENAULT

OEM DOLZ MARCAS

5001830275	B118	IVECO
5001830276	B118	IVECO
5001851798	B121	IVECO
5001851798	B121	RENAULT
5001853804	B120	IVECO
5001853804	B120	RENAULT
5001857427	R611	RENAULT
5001866278	V207	VOLVO
5412000101	M624	MERCEDES
5412001001	M625	MERCEDES
5430013192	B112	BARREIROS
9042002601	M630	MERCEDES
9062001301	M643	MERCEDES
9062006001	M644	MERCEDES
9062006201	M645	MERCEDES
9062006501	M643	MERCEDES
50002297602	B114	IVECO
51065006222	M628	MAN
51065006302	M302	MAN
51065006426	M634	MAN
51065006426	M634	NEOPLAN
51065006476	M303	MAN
51065006476	M303	NEOPLAN
51065006492	M632	MAN
51065006546	M619	MAN
51065006547	M618	MAN
51065006548	M639	MAN
51065006554	M641	MAN
51065006637	M640	MAN
51065006642	M642	MAN
51065007045	M307	IVECO
51065007045	M307	MAN
51065007045	M307	RENAULT
51065009049	M640	MAN
51065009089	M307	IVECO
51065009089	M307	MAN
51065009089	M307	RENAULT
4777708112185	V200	VOLVO
105E8501A	F117	FORD
1201J4	I275	FIAT
1201K0	I275	FIAT
12B2438	A118	LEYLAND-BMC-SAVA
16K0099	A111	LEYLAND-BMC-SAVA
2101040K26	N145	NISSAN
2101040K28	N145	NISSAN
2101040K30	N145	NISSAN
2101044G00	N141	NISSAN
220008KL	P314	EBRO
220008KL	P314	MASSEY FERGUSON
220230K	P364	EBRO
220270K	P323	PERKINS

OEM DOLZ MARCAS

2705E8K500	F144	FORD
3132738R92	I102	CASE-INTERNACIONAL
3132739R92	I104	CASE-INTERNACIONAL
3138936R92	I107	CASE-INTERNACIONAL
3144661R93	I108	CASE-INTERNACIONAL
3637411M91	P359	EBRO
3637411M91	P359	MASSEY FERGUSON
3637411M91	P360	PERKINS
37D0457	A114	LEYLAND-BMC-SAVA
41312725K3	P313	AVIA
41312725K3	P313	EBRO
41312725K3	P313	NISSAN
41312725K3	P333	AVIA
41312725K3	P333	EBRO
41312725K3	P333	NISSAN
422840M91	P368	MASSEY FERGUSON
718891R97	I106	CASE-INTERNACIONAL
747542M91	P307	AVIA
747542M91	P307	EBRO
747542M91	P307	JOHN DEERE
747542M91	P307	PERKINS
763613R95	I105	CASE-INTERNACIONAL
7E6744	N569	PERKINS
88EX8591AA	F117	FORD
A77704	L215	CASE-INTERNACIONAL
A77704	L215	CUMMINS
A790X8591BCA	F117	FORD
AMK2367	A120	LEYLAND-BMC-SAVA
AMK2807	A110	LEYLAND-BMC-SAVA
AT27018	J110	JOHN DEERE
C5NE8501A	F113	FORD
D5NF8501E	F123	FORD
DKN8501	E101	EBRO
EPW181	F117	FORD
J802358	L214	DAF
ME013864	M501	MITSUBISHI
OS13211010	B105	BARREIROS
RE505980	J112	JOHN DEERE
U5MW0023	P351	MASSEY FERGUSON
U5MW0061	P386	PERKINS
U5MW0133	P361	MASSEY FERGUSON
U5MW0133	P361	PERKINS
U5MW0197	P368	MASSEY FERGUSON
Z8943768630	I201	ISUZU

OEM DOLZ**Astra**500356553 **I110****Avia**909107 **P317**990091 **P309**999018 **P301**999099 **P317**999107 **P317**41312459 **P303**741001052 **P317**741001122 **P317**41312725K3 **P313**41312725K3 **P333**747542M91 **P307****Barreiros**0063847100 **B110**0063847300 **B111**0063864900 **B160**4000133920 **B107**4000133920 **B117**4011363520 **B109**4011363620 **B108**4011390720 **B136**4011390720 **B156**5430013192 **B112**OS13211010 **B105****Bedford**2701605 **F156**91074231 **F158****Case**3132738R92 **I102**3132739R92 **I104**3138936R92 **I107**3144661R93 **I108**718891R97 **I106**763613R95 **I105**A77704 **L215****Cummins**A77704 **L215****Daf**0681653 **D202**682958 **D217**0683225 **D201****OEM DOLZ****Daf**1664762 **D204**1778280 **D204**1828162 **D204**J802358 **L214****Daihatsu**1610087511 **M163**1610087580 **M163**1610087582 **M163**1610087586 **M163****Diter**0022704900 **D101****Ebro**909107 **P317**990091 **P309**999099 **P317**999107 **P317**999108 **P318**999118 **P318**41312155 **P357**41312207 **P358**41312459 **P303**41312518 **P308**41313228 **P354**741001042 **P318**741001052 **P317**741001122 **P317**741001133 **P318**741001134 **P318**220008KL **P314**220230K **P364**3637411M91 **P359**41312725K3 **P313**41312725K3 **P333**747542M91 **P307**DKN8501 **E101**U5MW0023 **P351****Fiat**552113 **I162**4543905 **I157**4606023 **I250**4629770 **I256**4639182 **S139**4692698 **I252**4695786 **I260****OEM DOLZ****Fiat**4711706 **I255**4812406 **I257**8807763 **I159**8822883 **N453**8823323 **I251**61690371 **I240**61690377 **I241**61690510 **I259**61690511 **I236**79014642 **I267**93191103 **I254**504102572 **I275**504248581 **I275**1201J4 **I275**1201K0 **I275****Ford**1711733 **F117**5005004 **F117**5020716 **F117**41312459 **P303**105E8501A **F117**2705E8K500 **F144**88EX8591AA **F117**A790X8591CA **F117**C5NE8501A **F113**D5NF8501E **F123**EPW181 **F117****Hanomag
Henschel**3142000601 **M613**4032004901 **M617****Hitachi-Simit**79014642 **I267****Isuzu**Z8943768630 **I201****Iveco**1399689 **L216**4557736 **I261**4606023 **I250**4639182 **S139**4692698 **I252****OEM DOLZ****Iveco**4695786 **I260**4711706 **I255**4714636 **S151**4720031 **S152**4760948 **I137**4777806 **I127**4796537 **N460**4813370 **I142**4838676 **I140**7303056 **S150**42530032 **I124**42530033 **I119**42532082 **I121**504029280 **I112**61315464 **I133**61318938 **I164**61318939 **I128**61690510 **I259**93190284 **I163**93190288 **I123**93191103 **I254**98410023 **I273**98415831 **I126**98497117 **S239**99448066 **B118**99453848 **I130**99458098 **I134**99458099 **I120**99483937 **I111**500350785 **I169**500356553 **I110**500361455 **B121**500362834 **B121**504033770 **I170**504062854 **L216**504113544 **I274**5001830275 **B118**5001830276 **B118**5001851798 **B121**5001853804 **B120**50002297602 **B114**51065007045 **M307**51065009089 **M307****Jeep**41312034 **P302****John Deere**13243 **J111**

OEM DOLZ**John Deere**

41312155	P357
747542M91	P307
AT27018	J110
RE505980	J112

Kassbohrer

4032004901	M617
------------	-------------

Land Rover

909107	P317
999099	P317
999107	P317
999108	P318
999118	P318
741001042	P318
741001052	P317
741001122	P317
741001133	P318
741001134	P318

Leyland-BMC-Sava

802186	A113
12B2438	A118
16K0099	A111
37D0457	A114
AMK2367	A120
AMK2807	A110

Man

4032004401	M178
4032004901	M617
4222001001	M278
4222001201	M633
4412000201	M078
51065006222	M628
51065006302	M302
51065006426	M634
51065006476	M303
51065006492	M632
51065006546	M619
51065006547	M618
51065006548	M639
51065006554	M641
51065006637	M640
51065006642	M642
51065007045	M307
51065009049	M640
51065009089	M307

OEM DOLZ**Massey Ferguson**

241331	P315
241331	P355
999018	P301
999038	P310
4258805	D301
41312154	P311
41312155	P325
41312459	P303
41312812	P316
41313226	P398
41313228	P354
41313231	P310
220008KL	P314
3637411M91	P359
422840M91	P368
U5MW0023	P351
U5MW0133	P361
U5MW0197	P368

Mercedes

3142000601	M613
3142004101	M648
3452007101	M615
3522003801	M611
3522004901	M611
3522007401	M611
3522008401	M611
3522009301	M611
3522009401	M611
3532000301	M611
3532000401	M611
3532002001	M638
3532002101	M611
3532003601	M611
3532003701	M611
3532003901	M637
3532004001	M620
3532005601	M612
3552000101	M614
3602003701	M622
3602004601	M623
3642000101	M635
3662000301	M636
3662005901	M610CT
3902000101	M636
4032003701	M616
4032004401	M178
4032004901	M617
4032007301	M626

OEM DOLZ**Mercedes**

4222001001	M278
4222001101	M627
4222001201	M633
4412000201	M078
4572000201	M629
5412000101	M624
5412001001	M625
9042002601	M630
9062001301	M643
9062006001	M644
9062006201	M645
9062006501	M643

Mitsubishi

ME013864	M501
----------	-------------

Neoplan

4032004401	M178
4222001001	M278
51065006426	M634
51065006476	M303

New Holland

577837	N457
1909627	I135
4606023	I250
4692698	I252
4695786	I260
4757341	N458
4777806	I127
4796534	N451
4796537	N460
4813370	I142
4817651	I136
8107660	I145
8822883	N453
8829779	I271
8829780	N461
8829790	N452
8829805	N450
8830732	N462
42530032	I124
61315464	I133
79014642	I267
93190288	I123
98410023	I273
98497117	S239
99454833	S240
99454834	I146

OEM DOLZ**Nissan**

909107	P317
999099	P317
999107	P317
999108	P318
999118	P318
741001042	P318
741001052	P317
741001122	P317
741001133	P318
741001134	P318
741001144	N124
2101040K26	N145
2101040K28	N145
2101040K30	N145
2101044G00	N141
41312725K3	P313
41312725K3	P333

OM

4629770	I256
8822883	N453
8829769	I258
93191103	I254

Pegaso

193921	P105
197164	P186
576380	P183
584509	P103
585769	P104
587218	P101
604006	P100
640688	P152
642988	P150
647148	P260
647355	P184
648362	P185
648894	P191
746004	P151
00770131	P190
770131	P196
93190284	I163

Perkins

109890	P378
241331	P355

Perkins

0950134	P376
999108	P318
999118	P318
8445212	P324
8853765	P312
41312034	P302
41312059	P321
41312107	P332
41312155	P325
41312155	P357
41312327	P377
41312327	P397
41312459	P303
41312536	P367
41312784	P319
41313226	P398
75221910	P322
122663600	P375
741001042	P318
741001133	P318
741001134	P318
964217907	P365
0964217907	P366
220270K	P323
3637411M91	P359
3637411M91	P360
747542M91	P307
7E6744	N569
U5MW0061	P386
U5MW0133	P361

Renault

0000773983	B116
0950134	P376
1314406	E110
4720031	S152
41312207	P358
41312518	P308
0062612300	B113
63847100	B115
500361455	B121
500362834	B121
0987045300	R200
4032004901	M617
5000670157	B182
5001851798	B121
5001853804	B120
5001857427	R611

Renault

51065007045	M307
51065009089	M307

Scania

320592	E118
382183	E120
570964	E117
1314406	E110
1338490	E112
1353072	E114
1365841	E115
1380897	E113

Seat

41312459	P303
----------	-------------

Unic

4606023	I250
8829769	I258
61690371	I240
98415831	I126

Volvo

276835	V200
1353072	E114
1545248	V206
1545261	V201
1547155	V204
3183908	V200
3183909	V200
8113522	V200
8170305	V207
8170833	V207
8192050	V200
20538845	R612
20575653	V200
5001866278	V207
477770	V200
8112185	V200

NOTES
NOTAS

DOLZ


CAMIÓN - TRUCK/HEAVY DUTY

BOMBAS DE AGUA - WATER PUMPS - POMPE ACQUA - POMPES A EAU

DOLZ

CAMIÓN · TRUCK/HEAVY DUTY

BOMBAS DE AGUA · WATER PUMPS · POMPE ACQUA · POMPES A EAU



www.idolz.com
www.idolz.com.ar

DOLZ ARGENTINA, S.A.

Avenida Marcelo T. de Alvear 3894. Ciudadela Norte Bs/As - ARGENTINA - C/P 1702
Telefax 5411-4488-3397/2849 - email: info@idolz.com.ar

INDUSTRIAS DOLZ, S.A.

Calle Vall de Uxó, 1 - 12004 - CASTELLÓN - SPAIN
T. +34 964 34 00 38 - F. +34 964 24 13 01 - email: dolz@idolz.com